




BELGARD
PAVES THE WAY



SHOP BY COLLECTION



METROPOLITAN

Smooth finish. Straight lines.

Artforms™ Panel System.....p. 12
Pavers.....p. 18
Walls.....p. 80



LEGACY

Soft edges. Split face.

Pavers.....p. 52
Walls.....p. 98
Features.....p. 108



NATURAL

Look of slate and worn stone. Sculpted.

Pavers.....p. 36
Walls.....p. 88
Features.....p. 112



PORCELAIN

High-definition. Unbeatable durability.

Pavers.....p. 68
Features.....p. 110



HERITAGE

Antiqued. Tumbled.

Pavers.....p. 48
Walls.....p. 92
Features.....p. 120



ENVIRONMENTAL

Permeable. Eco-Friendly.

Pavers.....p. 60
Features.....p. 127

SHOP BY APPLICATION



14 PAVERS

Metropolitan.....p. 18
Natural.....p. 36
Heritage.....p. 48
Legacy.....p. 52
Environmental.....p. 60
Porcelain.....p. 68

78 WALLS

Metropolitan.....p. 80
Natural.....p. 88
Heritage.....p. 92
Legacy.....p. 98

106 CUSTOMIZE YOUR SPACE

Artforms™ Panel System.....p. 12
Caps & Coping.....p. 108
Curbs & Edgers.....p. 112
Steps.....p. 114
Fire Features.....p. 116
Jointing Sands.....p. 126
GrassGrid.....p. 127
Pedestal Systems.....p. 128




YOUR NEW OUTDOOR ROOM AWAITS

You've been dreaming about it. Get inspiration. Get design tips. Then, get ready to start living!




Composite Decking



Planter

Outdoor Room



Accents

- Living
- Office
- Kitchen
- Dining
- Garden
- Decking




TERRARIUM

MARIGOLD

JETSET

Belgard.com/Rooms






NATURAL FIRE PIT LIVING ROOM 3C



METROPOLITAN OFFICE SPACE 3A



NATURAL KITCHEN 5A



NATURAL DINING ROOM 1A



METROPOLITAN KITCHEN 10A

BELGARD ROOMS

BROUGHT TO YOU BY
BELGARD DESIGN STUDIO

SHOP BY ROOM

A NEW WAY TO DESIGN YOUR SPACE

With over 100 designs to choose from, Belgard Rooms can help you plan the ideal backyard addition. Choose from a variety of room sizes, styles and design features. Each room is designed to work alone or seamlessly pair with other rooms within the portfolio. For total backyard transformations, browse our library of beautifully coordinated Multi-Room Spaces.


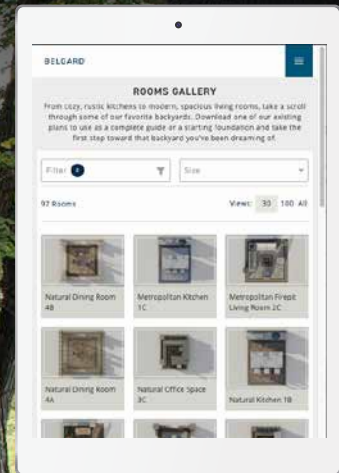
VIEW THE GALLERY AND BROWSE ANIMATED TOURS AT Belgard.com/Rooms

SEE ROOMS
COME TO LIFE



BROWSE.
PICK.
CLICK.

Our full portfolio of room designs can help bring your vision to life.



design tip
Your contractor can work with the Belgard Design Studio to adjust product selections and room features to fit your personal needs.



COLOUR

Keep the surrounding space in mind when choosing hardscape colours. Monochromatic and neutral tones can create a sleek, contemporary look. Whereas, contrasting hues work well for creating intricate eye-catching designs. Accessorize with our colour of the year to complete your space.

2022



JETSET
Belgard's Colour of the Year

Jetset is an energizing hue, full of optimism and the promise of a glorious day.

2020



TERRARIUM

2021



MARIGOLD

Our previous colours of the year will still be seen in this year's accessory colour palette. For a more subdued look, pull from the soft greens of 2020. For an energized feel, sprinkle in pops of Marigold.

TEXTURE

Texture plays an integral role in outdoor living design. The textures chosen can add a dimensional aspect, a time-worn aesthetic or an element of sophistication.



SLATE / RUSTIC



COBBLED



SMOOTH / GRANA



STANDARD



TUMBLED

SCALE

Depending on the design goals, the shape and size of a paver can help make an outdoor space look more cozy, more open and contemporary, or more in harmony with the surrounding environment.



4" X 8"
HOLLAND STONE



6" X 12"
DIMENSIONS*



15 3/8" X 11 1/8"
MEGA-ARBEL*



4" X 18"
MODULINE SERIES*



15 1/4" X 23 3/8"
TURFSTONE*

To find out what's available with TextureGuard, look for this icon on select product pages.




OUR DURABILITY PROMISE.




COLOUR TECHNOLOGY

PAVERS WITHOUT TEXTUREGUARD



TEXTUREGUARD™ Extends Paver Life



WHAT IS TEXTUREGUARD?

TextureGuard fuses a top layer of rich pigments with Belgard's core colour process. The result is a paver with a richness and purity of colour that's sleek and vibrant. With a base of coarser aggregates for a strong foundation and a top layer of wear resistant finer aggregates, you have a product with unparalleled colour vibrancy that will stand the test of time. That's the TextureGuard difference.



VISIT Belgard.com TO LEARN MORE ABOUT HOW TO PROTECT YOUR PAVERS.



METROPOLITAN




NATURAL




HERITAGE



LEGACY



ENVIRONMENTAL



PORCELAIN

COLLECTIONS

BY BELGARD®

Organized by texture and style, each collection offers coordinated looks that pair well together or can be mixed and matched for a unique design.



METROPOLITAN COLLECTION



ARTFORMS™

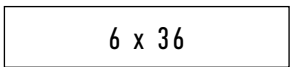
Artforms simplifies the design of contemporary outdoor living spaces. This unique modular panel system offers sleek lines and rich colour blends to create eye-catching outdoor kitchens and limitless outdoor living features.




GREY



CHARCOAL



6 x 36



18 x 36

VISIT [Beldgard.com/Artforms](http://Belgard.com/Artforms) FOR MORE INSPIRATION



METROPOLITAN

- 18**
Dimensions™ 6
- 20**
Dimensions™ 12
- 22**
Dimensions™ 18
- 24**
Dimensions™ Accent
- 26**
Cortez Slab
- 28**
Galiano Slab
- 29**
Kingston Smooth
- 30**
Moduline Series®
- 31**
River Rock Grana
- 32**
VS5-108
- NATURAL**
- 36**
Origins™ 12
- 38**
Bonneville Plank
- 39**
Flagstone
- 40**
Mega-Arbel®

- 41**
New York Stone
- 42**
Pacific Slate
- 43**
Quadral Slab
- 44**
River Rock
- 45**
Saranak Slab
- 46**
Sedona Portage Slab

HERITAGE

- 48**
Estate Stone
- 50**
Old Country Stone

LEGACY

- 52**
Classic Standard
- 53**
Exposed Slab
- 54**
Holland Stone
- 56**
Saterna Hydrapressed Slab
- 57**
Texada Hydrapressed Slab

- 58**
Villa Stone


ENVIRONMENTAL

- 60**
AquaPave®
- 62**
Aqua Roc™
- 63**
Eco Dublin®
- 64**
SF Rima™
- 65**
Turfstone™
- 66**
Venetian Cobble

PORCELAIN

- 68**
Aristokrat™ Series
- 70**
Aristokrat™ Encore
- 72**
Ardesie
- 73**
Na.Me
- 74**
Noon
- 76**
Stones 2.0

slate • smooth • tumbled



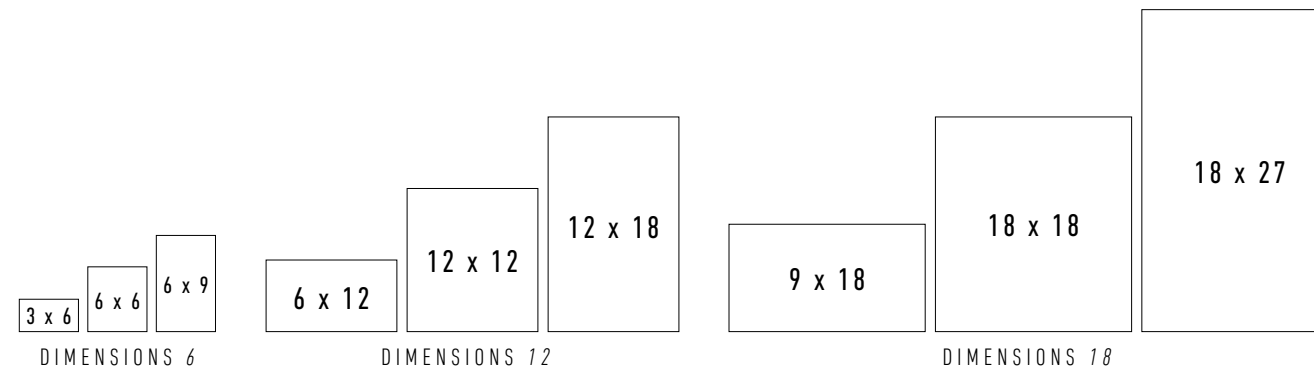
PAVERS

PORCELAIN PAVER LEGEND






METROPOLITAN
COLLECTION



DIMENSIONS™

Simplify design and installation with modular Dimensions pavers. Dimensions are sized in true 3" increments and can be easily paired with Origins (page 34) to add a contrasting texture to your design.


VISIT [Beldgard.com/Simple](http://Belgard.com/Simple)
FOR MORE INSPIRATION



TEXTUREGUARD™
Unmatched Durability
Please refer to page 9 for more information.

DIMENSIONS™ 6

PAVER / 60MM



3 x 6"
76 x 152mm

6 x 6"
152 x 152mm

6 x 9"
152 x 230mm

Images shown are pairing Dimensions 6 with Dimensions 12



CHARCOAL



GREY



T MOUNTAIN ASH



T TOFINO GREY



VICTORIAN



TEXTUREGUARD™
Unmatched Durability
Please refer to page 9 for more information.

DIMENSIONS™ 12

PAVER & SLAB / 60MM



6 x 12"
152 x 305mm

12 x 12"
305 x 305mm

12 x 18"
457 x 305mm



CHARCOAL



GREY



 MOUNTAIN ASH



 TOFINO GREY



VICTORIAN



TEXTUREGUARD™
Unmatched Durability
Please refer to page 9 for more information.



DIMENSIONS™ 18

SLAB / 60MM



9 x 18"
230 x 457mm

18 x 18"
457 x 457mm


18 x 27"
685 x 457mm



CHARCOAL



GREY



 MOUNTAIN ASH



 TOFINO GREY



VICTORIAN




TEXTUREGUARD™
Unmatched Durability
Please refer to page 9 for more information.



DIMENSIONS™

SLAB & ACCENT / 60MM



12 x 24"
305 x 610mm

6 x 12"
152 x 305mm

NEW


3 x 9"
76 x 230mm



CHARCOAL



GREY



T MOUNTAIN ASH



T TOFINO GREY



VICTORIAN



TEXTUREGUARD™
Unmatched Durability
Please refer to page 9 for more information.

CORTEZ

SLAB / 50MM



12 x 24"
305 x 610mm

18 x 18"
457 x 457mm

24 x 24"
610 x 610mm



T NATURAL



T GRANITE



T CHARCOAL



T COPPER CANYON



T SANDALWOOD



GALIANO

SLAB / 50MM



KINGSTON SMOOTH

SLAB / 41MM



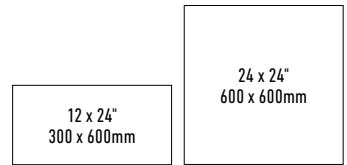
MOUNTAIN ASH



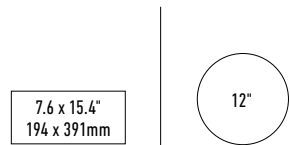
TOFINO GREY



GREY



TEXTUREGUARD™
Unmatched Durability
Please refer to page 9 for more information.



MODULINE SERIES®

PLANK / 100MM



*Special order **4 x 18 stocking



CHARCOAL**



GREY**



RUSTIC*



VICTORIAN*

4 x 18" | 101 x 457mm


4 x 24" | 101 x 603mm

RIVER ROCK GRANA

PAVER / 80MM



CHARCOAL



MOUNTAIN ASH



TOFINO GREY



VICTORIAN

TEXTUREGUARD™
Unmatched Durability
Please refer to page 9 for more information.

5.7 x 11.4"
140 x 290mm

11.4 x 11.4"
290 x 290mm

11.4 x 17.1"
290 x 435mm

5.7 x 11.4"
140 x 290mm

NEW

TEXTUREGUARD™
 Unmatched Durability
 Please refer to page 9 for more information.

VS5-108

PAVER / 108MM



*Swatch represents product colour only



CHARCOAL



DARK GREY



DESERT BUFF



GREY



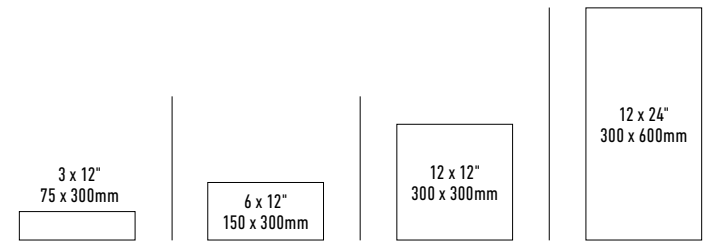
RUSTIC*



MOUNTAIN ASH*




TOFINO GREY*



FINISH YOUR SPACE

For a cohesive look, add walls or finishing touches to your space with these coordinating products from the **Metropolitan Collection**.

WALLS



AB METROPOLITAN™ PG. 80



MELVILLE TANDEM™ LONG PG. 82



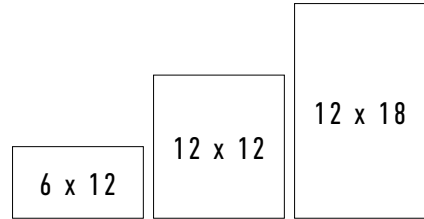
ZENWALL™ PG. 86

FEATURES



ARTFORMS™ PG. 12

NATURAL
COLLECTION 



ORIGINS 12

ORIGINS™

Simplify design and installation with modular Origins pavers. Origins are sized in true 3" increments and can be easily paired with Dimensions (page 16) to add a contrasting texture to your design.

VISIT [Beldgard.com/Simple](http://Belgard.com/Simple)
FOR MORE INSPIRATION



TEXTUREGUARD™
Unmatched Durability
Please refer to page 9 for more information.



ORIGINS™ 12

PAVER / 60MM



6 x 12"
152 x 305mm


12 x 12"
305 x 305mm

12 x 18"
457 x 305mm

**Swatches represent product colour only, not shape or surface texture.*



CHARCOAL



T MOUNTAIN ASH*



T TOFINO GREY*



VICTORIAN*





BONNEVILLE™ PLANK / 60MM



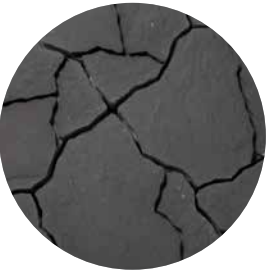
CHARCOAL



CANYON BROWN

24 x 8"
600 x 200mm

FLAGSTONE PAVER / 60MM



CHARCOAL



COPPER CANYON



GRANITE



SANDALWOOD

TEXTUREGUARD™
Unmatched Durability
Please refer to page 9 for more information.



15 x 19 3/4"
301 x 501mm





MEGA-ARBEL®

PAVER / 80MM



CHARCOAL



RUSTIC



VICTORIAN



15 x 21"
390 x 552mm

NEW YORK STONE

SLAB / 50MM



*Special order



CHARCOAL



COPPER CANYON*



GRANITE



SANDALWOOD*

TEXTUREGUARD™
Unmatched Durability
Please refer to page 9 for more information.

12 x 24"
305 x 610mm

24 x 24"
610 x 610mm





PACIFIC SLATE

PAVER / 60MM



**Only available in Standard*



CHARCOAL*



GRANITE



SANDALWOOD

112.5 x 112.5mm
4 7/16 x 4 7/16"



112.5 x 225mm
4 7/16 x 8 7/8"



225 x 225mm
8 7/8 x 8 7/8"



TEXTUREGUARD™
Unmatched Durability
Please refer to page 9 for more information.

QUADRAL

SLAB / 50MM



EARTH BLEND



SHADOW BLEND

16 x 16"
400 x 400mm





RIVER ROCK

PAVER / 80MM



*Swatches represent product colour only, not shape or surface texture.



CHARCOAL



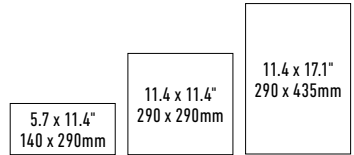
T MOUNTAIN ASH*



T TOFINO GREY*



VICTORIAN



River Rock Grana Border

T **TEXTUREGUARD™**
Unmatched Durability
Please refer to page 9 for more information.

SARANAK

SLAB / 50MM




EARTH BLEND



GRAPHITE



SHADOW BLEND






SEDONA PORTAGE

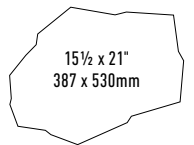
SLAB / 43MM



BROWN



CHARCOAL



FINISH YOUR SPACE

For a cohesive look, add walls or finishing touches to your space with these coordinating products from the **Natural Collection**.

WALLS



AB AZTEC® PG. 88



ASHLAR TANDEM™ PG. 90


FEATURES



BORDEAUX™ SERIES PG. 116



BRISTOL™ SERIES PG. 118



LANDINGS™ STEP UNIT PG. 114



ESTATE STONE

PAVER / 60MM



5 11/16" x 11 1/8"
151 x 301mm

**Special order **Swatches represent product colour only, not shape or surface texture.*



CHARCOAL



COPPER CANYON*



GRANITE



HARVEST**



LA JOLLA





OLD COUNTRY STONE

PAVER / 60MM



Also available in Taupe



CHARCOAL



NATURAL



LA JOLLA



SHADOW

3 x 7 1/4"
76 x 181mm


5 1/4 x 7 1/8"
151 x 181mm

7 1/8 x 8 7/8"
181 x 226mm

FINISH YOUR SPACE

For a cohesive look, add walls or finishing touches to your space with these coordinating products from the **Heritage Collection**.

WALLS



AB EUROPA® PG. 92



BELTIS WALL PG. 94



WESTON STONE™ PG. 96

FEATURES



BRIGHTON™ FIREPLACE PG. 120



BELTIS FIRE PIT KIT PG. 122



WESTON STONE™ FIRE PIT KIT PG. 123



CLASSIC STANDARD

PAVER / 60MM / 80MM*



*80mm only available in 225 x 225 & 112.5 x 225 **Special order



CHARCOAL



DESERT SAND**



HARVEST



NATURAL



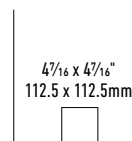
RED**



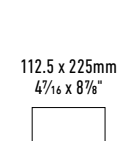
SHADOW



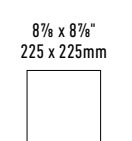
2 1/16 x 8 7/16
75 x 225mm



4 7/16 x 4 7/16
112.5 x 112.5mm



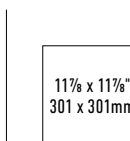
112.5 x 225mm
4 7/16 x 8 7/16



8 7/16 x 8 7/16
225 x 225mm



5 1/16 x 11 7/16
151 x 301mm




11 7/16 x 11 7/16
301 x 301mm



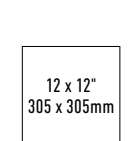
TEXTUREGUARD™
Unmatched Durability
Please refer to page 9 for more information.

EXPOSED

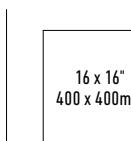
SLAB / 45MM



EXPOSED



12 x 12
305 x 305mm




16 x 16
400 x 400mm



SPECIAL ORDER

HOLLAND STONE

PAVER / 80MM



4 x 8"
100 x 200mm

Also available in
Herringbone layout

*Special order



CHARCOAL



GREY



RED*



RUSTIC*



VICTORIAN*






SATURNA

HYDRAPRESSED SLAB / 40MM* / 50MM



*40mm only available in 18 x 18



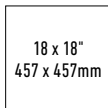
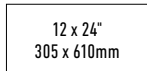
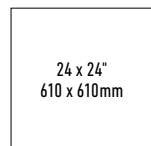
CHARCOAL



DESERT SAND



NATURAL



TEXADA

HYDRAPRESSED SLAB / 40MM* / 50MM



*40mm only available in 18 x 18



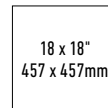
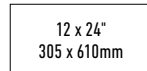
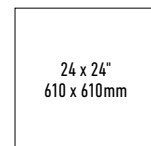
CHARCOAL



DESERT SAND




NATURAL





VILLA STONE PAVER / 60MM



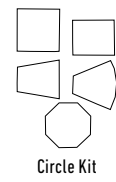
Also available in Charcoal. Villa Stone Circle Kit is offered complete with all the pavers needed to lay out approximately 1 - 95" circle.



GRANITE



SANDALWOOD



Circle Kit

6⁵/₁₆ x 9⁷/₁₆"
160 x 240mm

6⁵/₁₆ x 6⁵/₁₆"
160 x 160mm

4³/₄ x 6⁵/₁₆"
120 x 160mm

TEXTUREGUARD™
Unmatched Durability
Please refer to page 9 for more information.

FINISH YOUR SPACE

For a cohesive look, add walls or finishing touches to your space with these coordinating products from the **Legacy Collection**.


WALLS



AB® COLLECTION PG. 98



GARDEN WALLSCAPES PG. 100



PISA LITE PG. 104

FEATURES



MARINA™ COPING PG. 108



I-CON EDGER PG. 113



STACKSTONE® FIRE PIT KIT PG. 124



 TEXTUREGUARD™
Unmatched Durability
Please refer to page 8 for more information.

AQUAPAVE®

PERMEABLE PAVER / 80MM



4 5/16" x 8 3/4"
110 x 221.5mm

**Special order*



 CHARCOAL



 HARVEST



 NATURAL



 RED*




 SHADOW





SPECIAL ORDER
AQUA ROC™
PERMEABLE PAVER / 80MM



DARK CHARCOAL



GREY



VICTORIAN

114 x 230mm
4.5 x 9"


ECO DUBLIN® **SPECIAL ORDER**
PERMEABLE PAVER / 80MM



**Swatches represent product colour only, not surface texture or shape.*



CHARCOAL*



GREY



RUSTIC*



VICTORIAN

3.5 x 7"
88 x 175mm

7 x 7"
175 x 175mm

7 x 10"
175 x 261mm





SF RIMA™

PERMEABLE PAVER / 80MM



CHARCOAL





GREY


9.4 x 9.4"
240 x 240mm

TURFSTONE™

PERMEABLE PAVER / 80MM



GREY




15 3/4" x 23 3/8"
400 x 600mm


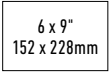
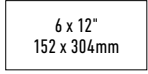
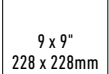
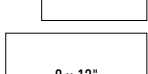


TEXTUREGUARD™
Unmatched Durability
Please refer to page 9 for more information.

VENETIAN COBBLE

PERMEABLE PAVER / 90MM



- 6 x 6"
152 x 152mm 
- 6 x 9"
152 x 228mm 
- 6 x 12"
152 x 304mm 
- 9 x 9"
228 x 228mm 
- 9 x 12"
228 x 304mm 

**Special order*



CHARCOAL



COPPER CANYON



GRANITE



LA JOLLA*



SANDALWOOD



PORCELAIN PAVER LEGEND

v1
UNIFORM APPEARANCE

v2
SLIGHT VARIATION

v3
MODERATE VARIATION

v4
SUBSTANTIAL VARIATION

SOLAR REFLECTIVITY INDEX (SRI)

ARISTOKRAT™ SERIES



23.5 x 23.5"
598 x 598mm

23.5 x 47.25"
598 x 1200mm

11.75 x 23.5"
298 x 598mm*

*Only available in
Dover Grey & Onyx



v4 CASCADE GRANITE



v4 COFFEE CREAM



v2 DOVER GREY



v4 GLACIER GRANITE



v2 ARCTIC MIST



v4 BLACKSTONE



v4 BLUESTONE



v3 CARRARA MARBLE



v2 ONYX



v4 PACIFIC COAST GRANITE



v4 SIENNA TRAVERTINE



v3 SALT AND PEPPER



v3 TUSCAN TRAVERTINE




NEW ARISTOKRAT™ ENCORE



23.5 x 23.5"
598 x 598mm



v4 ARDEZYA BLACK




v3 ARDEZYA GREY



v4 BAZALT BLACK




v3 BAZALT GREY




v4 LUNA ASH



v4 LUNA MID-GREY



v3 ONDA ANTHRACITE



v3 ONDA PEARL





ARDESIE

STONE FINISH



MIRAGE
Porcelain. Design. Sustainability



v4
AFRICAN STONE
AD 03 NAT

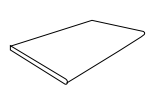


v3
BLACK REEF
AD 04 NAT



v3
VULCAN
AD 05 NAT

23.5 x 23.5"
598 x 598mm




UNICO

NA.ME

STONE FINISH



MIRAGE
Porcelain. Design. Sustainability



v2
LUMNEZIA
NE 21 ST




v2
GRIS BELGE
NE 31 ST

23.5 x 23.5"
598 x 598mm



NOON

WOOD FINISH



8 x 48"
194 x 1194mm

MIRAGE
Porcelain. Design. Sustainability.



v4
DAYLIGHT
NN 01 ST



v4
EMBER
NN 02 ST



v3
HONEY
NN 03 ST





STONES 2.0

STONE FINISH



FINISH YOUR SPACE

For a cohesive look, add finishing touches to your space with this coordinating product from the **Porcelain Collection**.

UNICO



UNICO PG. 110



v2 CHAMBROD
SO 05 ST

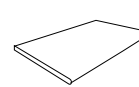


v2 PIERRE BLEUE
SO 10 ST



v2 PIERRE BLEUE SABLÉE
SO 11 ST

23 1/2 x 23 1/2"
598 x 598mm



UNICO





METROPOLITAN

80
AB Metropolitan™

82
Melville Tandem™ Long

84
SienaEdge™

86
ZenWall™

NATURAL

88
AB Aztec®

90
Ashlar Tandem™

HERITAGE

92
AB Europa®

94
Beltis Wall

96
Weston Stone™

LEGACY

98
AB® Collection

100
AB® Courtyard

102
Garden Wallscapes

104
Pisa Lite

105
StackStone®

freestanding • retaining • garden



WALLS

AB METROPOLITAN™

RETAINING WALL

COORDINATING
CAP AVAILABLE

18 x 12 x 8"
460 x 300 x 200mm

See cap and corner on page 150



GRANVILLE GREY



ROCKY MOUNTAIN



SILVERADO



TEXTUREGUARD™
Unmatched Durability
Please refer to page 8 for more information.

MEVILLE TANDEM™

LONG
FREESTANDING / RETAINING WALL



23 3/4" x 7 1/16" x 2 3/8"
603 x 180 x 67mm

See cap and construction pieces on page 152

NOTE: Images shown include multiple Melville Tandem sizes. Only Long is available at this time.



CHARCOAL



GREY



 MOUNTAIN ASH



 TOFINO GREY



VICTORIAN




SIENAEDGE™

FREESTANDING / GARDEN WALL



COORDINATING
CORNER/COPING
UNIT AVAILABLE



39 x 11.5 x 7"
1000 x 290 x 180mm

See corner/coping on page 152



CHARCOAL




GREY



ZENWALL™

GARDEN WALL



13 x 8.85 x 3"
325 x 225 x 75mm

See cap and corner on page 153



CHARCOAL



GREY



AB AZTEC[®]

RETAINING WALL



COORDINATING CORNER AVAILABLE

18 x 12 x 8"
460 x 300 x 200mm

See cap and corner on page 149



COORDINATING CORNER AVAILABLE

COORDINATING CAP AVAILABLE



ROCKY MOUNTAIN



SILVERADO



ASHLAR TANDEM™

FREESTANDING / RETAINING WALL



COORDINATING CAP AVAILABLE

13 3/4 x 3 x 7"
347 x 76.2 x 177mm

15 1/2 x 3 x 7"
398 x 76.2 x 177mm

18 x 3 x 7"
457 x 76.2 x 177mm

See cap and construction pieces on page 151



CHARCOAL



RUSTIC



VICTORIAN



SPECIAL ORDER

AB EUROPA[®]

RETAINING WALL



18 x 10½ x 8"
460 x 265 x 200mm

See cap and corner on page 150



ROCKY MOUNTAIN




SILVERADO



BELTIS & MINI BELTIS

GARDEN WALL



9 x 5 x 3"
229 x 127 x 76mm

11.5 x 7.3 x 4"
293 x 185 x 100mm



EARTH BLEND



SHADOW BLEND



WESTON STONE™

GARDEN WALL



12 x 8 x 4"
300 x 200 x 100mm



CHARCOAL




RUSTIC



VICTORIAN



AB[®] COLLECTION RETAINING WALL



18 x 12 x 8"
460 x 300 x 200mm

9 x 9.5 x 8"
230 x 240 x 200mm

18 x 12 x 4"
460 x 300 x 100mm

See caps and corners on page 149

**Special order*



CHARCOAL



GREY



ROCKY MOUNTAIN




SANDSTONE*



SILVERADO




SPECIAL ORDER AB[®]
COURTYARD
 FREESTANDING / GARDEN WALL



16.5 x 6.9 x 6"
 420 x 175 x 150mm

See caps and corner on page 150



ROCKY MOUNTAIN




SILVERADO



GARDEN WALLSCAPES

GARDEN WALL



12 x 7.5 x 6"
300 x 190.5 x 150mm

See cap and corner on page 151



GRANITE



SANDALWOOD





PISA LITE

RETAINING WALL



CHARCOAL



GRANITE



NATURAL

8 x 12 x 6"
200 x 300 x 150mm

See cap, corner and tapered unit on page 152

STACKSTONE®

GARDEN WALL



CHARCOAL



RUSTIC





VICTORIAN

8 x 8 x 4"
200 x 200 x 100mm

See cap and corner on page 153





CAPS & COPING

- 108**
Marina™ Coping
- 110**
Unico Coping

CURBS & EDGERS

- 112**
Stratus® Edger
- 113**
I-Con Edger

STEPS

- 114**
Landings™ Step Unit

FIRE FEATURES

- 116**
Bordeaux™ Series
- 118**
Bristol™ Series
- 120**
Brighton™ Series
- 122**
Beltis Fire Pit Kit
- 123**
Weston Stone™ Fire Pit Kit
- 124**
StackStone® Fire Pit Kit

JOINTING SANDS

- 126


GRASSGRID

- 127

PEDESTAL SYSTEMS

- 128

accents • features • accessories



CUSTOMIZE YOUR SPACE

MARINA™

COPING / 60MM



5¹⁵/₁₆ x 11¹³/₁₆



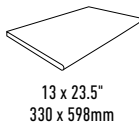
CHARCOAL



VICTORIAN



UNICO COPING / 20MM



ARDESIE



v4 AFRICAN STONE
AD 03 NAT



v3 BLACK REEF
AD 04 NAT



v3 VULCAN
AD 05 NAT

STONES 2.0



v2 CHAMBROD
SO 05 ST



v2 PIERRE BLEUE
SO 10 ST





v2 PIERRE BLEUE SABLÉE
SO 11 ST





STRATUS®

EDGER / 80MM



SHADOW BLEND

12 x 3"
300 x 80mm

I-CON

EDGER / 100MM



CHARCOAL




GREY

12 x 3.5"
300 x 93mm



LANDINGS™ STEP UNIT



SienaStone Cap

39 x 20 x 7 3/8"
1000 x 500 x 185mm

Landings Step

48 x 18 x 6
1219 x 457 x 152mm



CHARCOAL




GREY



BORDEAUX™ SERIES

KITCHEN & FIRE FEATURES



*Product image represents dimensions and shape, not surface texture.



SIENNA / BUFF



PEWTER / MIDNIGHT



SIENNA / MIDNIGHT

PLEASE NOTE: All of our fireplaces and fire pits come standard as wood-burning units. However, our fireplaces and fire pits can be retro-fitted for gas burning log sets and burners. Please contact us for more details at 877-235-4273.

Be sure to check with your local municipality for any codes that may affect your installation. Grill island includes stainless steel grill and door set. Grill is available in propane or natural gas. Must be specified when placing order.



GRILL ISLAND
2'6"D X 5'11"W X 3'5"H
(Grill and doors included)




FIREPLACE
2'7"D X 4'3"W X 7'8"H
Also available in XL:
Approximately 9 ft. tall



WOOD BOXES
2'1¼"D X 3'3"W X 3'1"H EACH
Sold as a pair
Also available in XL



LINEAR FIRE TABLE
2'11"D X 6'2"W X 2'5"H



LINEAR FIREPLACE*
3'6½"D X 4'5¼"W X 7'8"H



BRISTOL™ SERIES

KITCHEN & FIRE FEATURES



GASCONY TAN / ASHBURY HAZE



COTSWOLD MIST / BROOKSTONE SLATE



GRILL ISLAND
3'D X 6'4"W X 4'4"H



FIREPLACE
3'D X 5'W X 9'3"H



HEARTH
2'D X 5'W X 11"H




WOOD BOXES
2'4"D X 3'W X 3'3"H EACH
Sold as a pair

PLEASE NOTE: All of our fireplaces and fire pits come standard as wood-burning units. However, our fireplaces and fire pits can be retro-fitted for gas burning log sets and burners. Please contact us for more details at 877-235-4273.

Be sure to check with your local municipality for any codes that may affect your installation. Grill island includes stainless steel grill and door set. Grill is available in propane or natural gas. Must be specified when placing order.



BRIGHTON™ SERIES FIREPLACE



GASCONY TAN / ASHBURY HAZE



COTSWOLD MIST / BROOKSTONE SLATE



FIREPLACE
3'4" D X 4'4" W X 8'4" H



WOOD BOXES
2'4" D X 2'8" W X 2'11" H EACH
Sold as a pair

PLEASE NOTE: All of our fireplaces and fire pits come standard as wood-burning units. However, our fireplaces and fire pits can be retro-fitted for gas burning log sets and burners. Please contact us for more details at 877-235-4273. Be sure to check with your local municipality for any codes that may affect your installation.



BELTIS

FIRE PIT KIT



ROUND FIRE PIT:
Outside is 1092mm / 43" in diameter
Inside is 813mm / 32" in diameter
Height is 305mm / 12"
Metal spark arrester and insert included



EARTH BLEND



SHADOW BLEND



WESTON STONE™

FIRE PIT KIT



FIRE PIT KIT:
Outside is 1118mm / 44"
Inside is 711mm / 28"
Height is 305mm / 12"
Includes 36 stones / 12 per row
28" spark arrester is included.




CHARCOAL




RUSTIC



VICTORIAN



TUMBLD
PYRAMID SPARK ARRESTOR



TUMBLD
FLAT SPARK ARRESTOR



SMOOTH
PYRAMID SPARK ARRESTOR



SMOOTH
FLAT SPARK ARRESTOR

STACKSTONE® FIRE PIT KIT



CHARCOAL



RUSTIC



VICTORIAN

FIRE PIT KIT:

Outside is 1111mm / 42"
Inside is 635mm / 25"
Height is 406mm / 16"
25" spark arrester is included.





JOINTING PRODUCTS

Trusted and proven products that speed installation and keep outdoor spaces looking beautiful for years to come.



Techniseal Smart Sand®

Manufactured with the NextGel™ technology, SmartSand® is a cost-effective alternative to HP NextGel™, when a high-performance sand is not required. Its "quick activation" formula makes it ideal for everyday residential installations, such as driveways, patios and walkways with minimum slope, low traffic and low humidity.



Techniseal NextGel™ - High-Performance Polymeric Jointing Sand

HP NextGel™ is the only true high-performance jointing sand on the market. Often imitated, the superior HP formula remains unsurpassed, both in terms of performance and ease of installation.

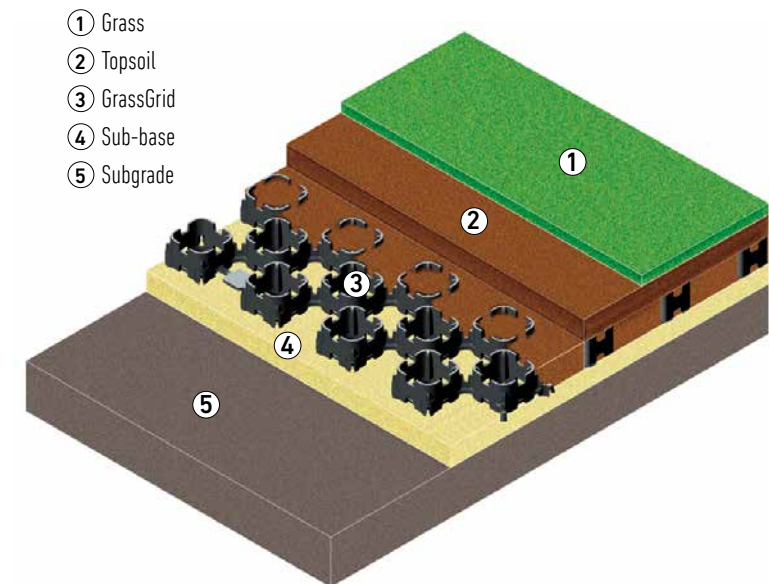
GRASSGRID

Provides designers and developers with a grassed alternative to concrete and asphalt surfaces that is practical, aesthetically pleasing and environmentally friendly.



GrassGrid

GrassGrid is a lightweight plastic structure manufactured from 100% recycled plastics designed to stabilize and support turf, grass or decorative gravel. GrassGrid is used in the landscape, construction and environmental remediation industries. Positioned under the grass surface, GrassGrid distributes loads from pedestrian and vehicular traffic to the base course below, minimizing grass and root compaction. The interconnected cells allow roots to develop with minimal restriction, resulting in a durable and stable grass surface.



BLACKJACK®

SCREWJACK & ONESTEP SYSTEM



BlackJack® ScrewJack Pedestals & BlackJack® OneStep System

Two adjustable support systems for installing slabs.

BlackJack® ScrewJack Pedestals are a height and slope adjustable pedestal for slab and decking support, engineered to reduce material, construction and lifecycle costs.

It caters to a wide range of height requirements, from 2 7/8" - 40" (74mm - 1016mm), using only three main components (Top, Coupler and Base).

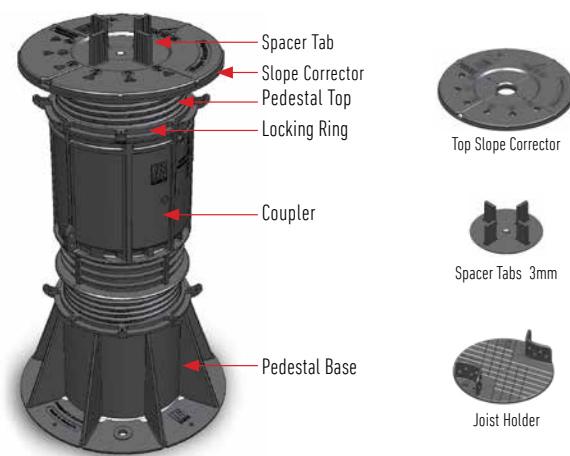
Accessories include top slope-correctors, spacer tabs, couplers and joist holders.

High Compressive Strength

BlackJack® has high ultimate compressive strength for various height combinations.

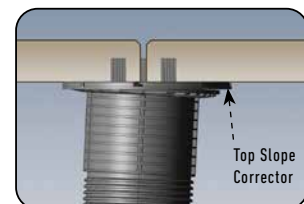
Supports Green Building

BlackJack® is manufactured from recycled polypropylene, LEED® points available.




Top Slope Corrector

Top Slope Correctors provide for slope compensation up to 5%, keeping pavers level on a sloping surface.



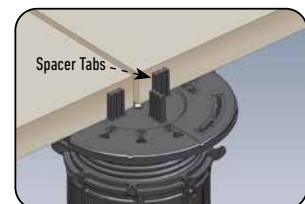
Locking Ring

Locking Rings ensure pedestals are secured at desired heights and are easily removed when not required.



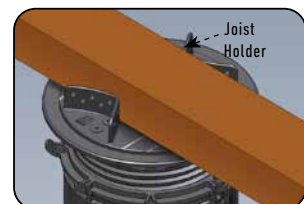
Spacer Tab

Spacer Tab height 5/8" (15mm) with a thickness of 1/8" (3mm) between slabs.

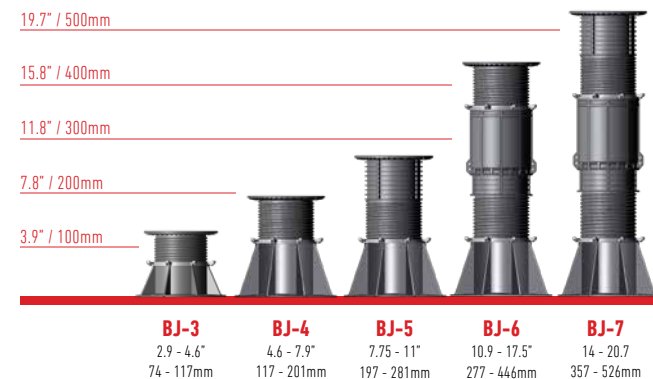


Joist Holder (special order)

Joist Holders accommodate joist width from 1 3/8" to 3 1/8" (35mm - 80mm) to keep joists firmly in place on pedestals.



Create a wide range of pedestal heights by combining these components



BLACKJACK® ONESTEP SYSTEM

OneStep and **HalfStep** pedestals have individual chocks that can be adjusted independently in 1mm increments to compensate for uneven installation surfaces. Both pedestals can be separated into halves or quarters enabling flush placement along wall edges as well as inside and outside corners.

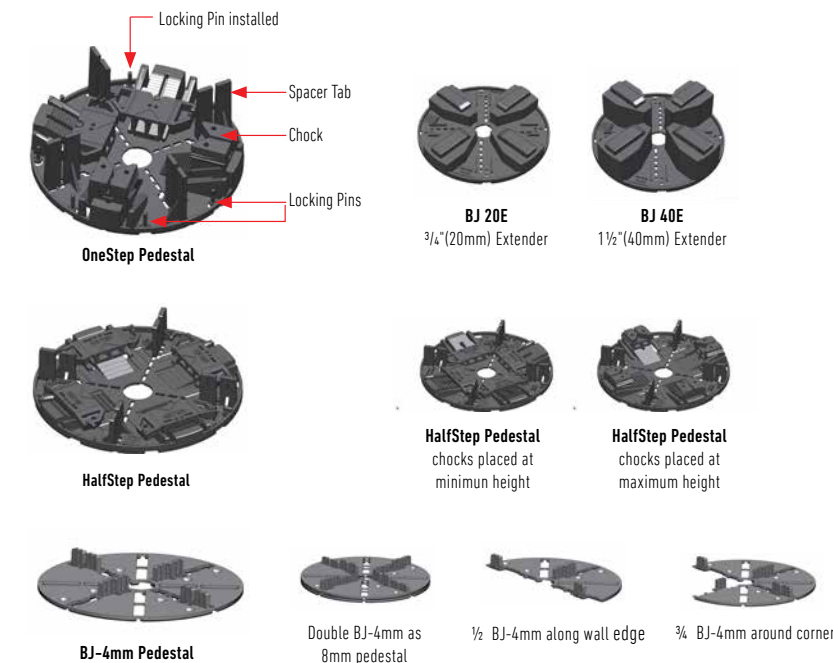
OneStep pedestals are designed for slab support engineered to reduce material, construction and life-cycle costs. They have a height range of between .95" and 1.77" (24mm and 44mm). The height may be increased to 4.1" (104mm) by using BJ 20E and/or BJ 40E extenders.

HalfStep pedestals have a height range of .47" and .94" (12mm-24mm)

The **BJ - 4mm** pedestal is an ultra-low fixed-height pedestal designed to support concrete, stone, tile and timber pavers. It also creates a drainage layer which reduces efflorescence and algae growth.

CONSTRUCTION BENEFITS OF BLACKJACK® PEDESTALS:

- BlackJack® Srew Jack Pedestals provides a quick to install alternative to on-site fabricated concrete or metal piers.
- It allows convenient progressive height adjustments and correction for fall. Desired height is secured with integrated Locking Rings.
- The large flat base and rounded edges do not penetrate and compromise waterproofing membranes. The base flange design prevents water ponding and breeding of pests.

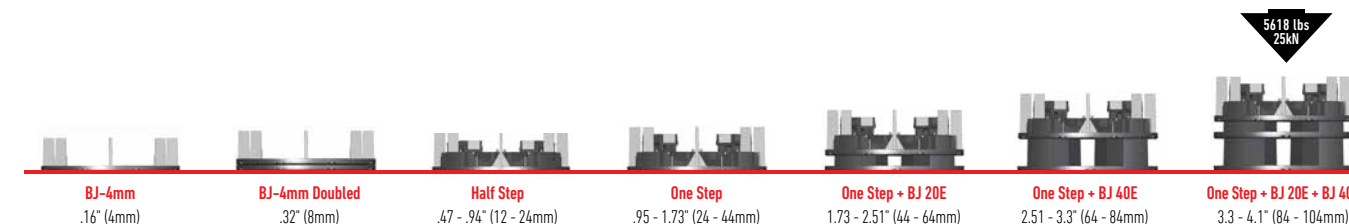


SYSTEM ADVANTAGES:

- Minimum height of .16" (4mm).
- Easy to install and lightweight.
- OneStep provides progressive 1mm adjustment.
- Lock height adjustment in place with locking pins.
- Made from recycled polypropylene.
- Accommodates slabs of inconsistent thickness.
- Reduces construction time.
- Reusable, suitable for temporary paving or retrofitting.

ONE STEP CONSTRUCTION BENEFITS:

- Height extensions and height adjustments are easy and convenient. Independent chock adjustments can be made to compensate for differences in slab thickness.
- Eliminates need for bedding sand or cement screed, reducing the load burden on building structures. It also reduces installation time and costs.
- Joint sealant and grouts are unnecessary between slabs. The slab gaps provide surface drainage and allow for expansion and contraction.




DESIGN *ideas &* INSPIRATION



*Left: Aristokrat™ Series Pacific Coast in Granite
Top: Classic Standard in Granite
Bottom: Ashlar Tandem™ in Charcoal*






Above: Dimensions™ 12 x 24 Slab in Tofino Grey
 Right: Dimensions™ 18 in Tofino Grey
 Right Top: Galiano Slab in Tofino Grey,
 Dimensions™ 18 in Tofino Grey
 ZenWall in Charcoal
 Right Bottom: SienaEdge in Charcoal



Villa Stone in Granite



Aristokrat™ Encore Series in Luna Midgrey
(Only Available in 24 x 24)



Texada Slab in Natural



Estate Stone in Granite, Landings™ Step in Charcoal



Galiano Slab in Tofino Grey,
Dimensions™ 18 in Tofino Grey



PAIRING *pavers with* DECKING






MoistureShield
COMPOSITE DECKING
Find a dealer near you at
MoistureShield.com


design tip
Mixing pavers with materials like composite decking can create a unique look.












PAVERS PALLET INFORMATION / ESTIMATING CHART




E AQUAPAVE® STANDARD			SQFT/ PALLET	SQFT/ LAYER	LAYER/ PALLET	UNITS/ PALLET	LNFT/PALLET (SOLDIER)	LNFT/PALLET (SAILOR)	UNIT /SQFT	WEIGHT/ PALLET (KG)	WEIGHT/ PALLET (LB)
PAVER		110 x 221.5 x 80mm 4 5/16 x 8 3/4 x 3 1/8"	73.7	10.5	7	280	-	-	3.8	1225	2700

E AQUA ROC™			SQFT/ PALLET	SQFT/ LAYER	LAYER/ PALLET	UNITS/ PALLET	LNFT/PALLET (SOLDIER)	LNFT/PALLET (SAILOR)	SQFT/ UNIT	WEIGHT/ PALLET (KG)	WEIGHT/ PALLET (LB)
4.5 X 9		114 x 230 x 80mm 4 1/2 x 9 x 3 1/8"	90	11.2	8	320	-	-	3.55	1495	3296













H BONNEVILLE PLANK			SQFT/ PALLET	SQFT/ LAYER	LAYER/ PALLET	UNITS/ PALLET	LNFT/PALLET (SOLDIER)	LNFT/PALLET (SAILOR)	SQFT/ UNIT	WEIGHT/ PALLET (KG)	WEIGHT/ PALLET (LB)
PLANK		600 x 200 x 60mm 24 x 8 x 2 3/8"	85.1	7.7	11	66	-	-	1.33	1073	2367

PAVERS PALLET INFORMATION / ESTIMATING CHART








E CLASSIC STANDARD			SQFT/ PALLET	SQFT/ LAYER	LAYER/ PALLET	UNITS/ PALLET	LNFT/PALLET (SOLDIER)	LNFT/PALLET (SAILOR)	UNITS / SQFT	WEIGHT/ PALLET (KG)	WEIGHT/ PALLET (LB)
3 : 1 STANDARD		75 x 225 x 60mm 2 15/16 x 8 7/8 x 2 3/8"	98	10.88	9	540	-	-	5.4	1270	2800
HALF STANDARD		112.5 x 112.5 x 60mm 4 7/16 x 4 7/16 x 2 3/8"	89	9.88	9	648	-	-	7.3	1135	2502
STANDARD		112.5 x 225 x 60mm 4 7/16 x 8 7/8 x 2 3/8"	98	10.88	9	360	-	-	3.7	1270	2800
DOUBLE STANDARD		225 x 225 x 60mm 8 7/8 x 8 7/8 x 2 3/8"	98	10.88	9	180	-	-	1.8	1270	2800
CALIFORNIA 60MM		151 x 301 x 60mm 5 15/16 x 11 7/8 x 2 3/8"	105.5	11.72	9	216	-	-	2	1410	3100
NEVADA		301 x 301mm 11 7/8 x 11 7/8 x 2 3/8"	105.5	11.72	9	108	-	-	1	1410	3100
STANDARD 80MM		112.5 x 225 x 80mm 4 7/16 x 8 7/8 x 3 1/8"	96	12	8	432	-	-	4.5	1498	3302
DOUBLE STANDARD 80		225 x 225 x 80mm 8 7/8 x 8 7/8 x 3 1/8"	76.4	10.91	7	140	-	-	1.8	1315	2900
CALIFORNIA 80MM		151 x 301 x 80mm 5 15/16 x 11 7/8 x 3 1/8"	61.2	8.74	7	126	-	-	2	1090	2400

H CORTEZ SLAB			SQFT/ PALLET	SQFT/ LAYER	LAYER/ PALLET	UNITS/ PALLET	LNFT/PALLET (SOLDIER)	LNFT/PALLET (SAILOR)	SQFT/ UNIT	WEIGHT/ PALLET (KG)	WEIGHT/ PALLET (LB)
24 X 24		610 x 610 x 50mm 24 x 24 x 2"	88	8	11	22	-	-	4	930	2050
12 X 24		305 x 610 x 50mm 12 x 24 x 2"	88	8	11	44	-	-	2	910	2000
18 X 18		457 x 457 x 50mm 18 x 18 x 2"	90	-	-	40	-	-	2.25	930	2050



PAVERS PALLET INFORMATION / ESTIMATING CHART



DIMENSIONS™			SQFT/ PALLET	SQFT/ LAYER	LAYER/ PALLET	UNITS/ PALLET	LNFT/PALLET (SOLDIER)	LNFT/PALLET (SAILOR)	UNITS / SQFT	WEIGHT/ PALLET (KG)	WEIGHT/ PALLET (LB)
DIMENSIONS 6		76 x 152 x 60mm 3 x 6 x 2 3/8"	-	-	-	160	-	-	-	-	-
		152 x 152 x 60mm 6 x 6 x 2 3/8"	-	-	-	160	-	-	-	-	-
		152 x 230 x 60mm 6 x 9 x 2 3/8"	-	-	-	160	-	-	-	-	-
			120	12	10	480	-	-	-	1525	3362
DIMENSIONS 12		152 x 305 x 60mm 6 x 12 x 2 3/8"	-	-	-	40	-	-	-	-	-
		305 x 305 x 60mm 12 x 12 x 2 3/8"	-	-	-	40	-	-	-	-	-
		305 x 457 x 60mm 12 x 18 x 2 3/8"	-	-	-	40	-	-	-	-	-
TOTAL			120	12	10	120	-	-	-	1541	3398
DIMENSIONS 18		230 x 457 x 60mm 9 x 18 x 2 3/8"	-	-	-	20	-	-	-	-	-
		457 x 457 x 60mm 18 x 18 x 2 3/8"	-	-	-	10	-	-	-	-	-
		685 x 457 x 60mm 27 x 18 x 2 3/8"	-	-	-	20	-	-	-	-	-
TOTAL			112.5	11.25	10	50	-	-	-	1450	3202
3 X 9		76 x 230 x 60mm 3 x 9 x 2 3/8"	112.5	12	10	600	-	-	5.33	1526	3364
6 X 12		152 x 305 x 60mm 6 x 12 x 2 3/8"	120	12	10	240	-	-	2	1536	3386
12 X 24		305 x 610 x 60mm 12 x 24 x 2 3/8"	120	12	10	60	-	-	.5	1542	3401



PAVERS PALLET INFORMATION / ESTIMATING CHART


ECO-DUBLIN®			SQFT/ PALLET	SQFT/ LAYER	LAYER/ PALLET	UNITS/ PALLET	LNFT/PALLET (SOLDIER)	LNFT/PALLET (SAILOR)	SQFT / UNIT	WEIGHT/ PALLET (KG)	WEIGHT/ PALLET (LB)
3-PIECE MODULAR		88 x 175 x 80mm 3 1/2 x 7 x 3 1/8"	-	-	-	160	-	-	-	-	-
		175 x 175 x 80mm 7 x 7 x 3 1/8"	-	-	-	160	-	-	-	-	-
		175 x 261 x 80mm 7 x 10 x 3 1/8"	-	-	-	160	-	-	-	-	-
TOTAL			80.2	10	8	120	-	-	-	1314	2898
ESTATE STONE			SQFT/ PALLET	SQFT/ LAYER	LAYER/ PALLET	UNITS/ PALLET	LNFT/PALLET (SOLDIER)	LNFT/PALLET (SAILOR)	UNITS / SQFT	WEIGHT/ PALLET (KG)	WEIGHT/ PALLET (LB)
UNIT		151 x 301 x 60mm 5 15/16 x 11 7/8 x 2 3/8"	105.5	13.2	8	216	-	-	2	1430	3150
EXPOSED SLAB			SQFT/ PALLET	SQFT/ LAYER	LAYER/ PALLET	UNITS/ PALLET	LNFT/PALLET (SOLDIER)	LNFT/PALLET (SAILOR)	SQFT / UNIT	WEIGHT/ PALLET (KG)	WEIGHT/ PALLET (LB)
12 X 12		305 x 305 x 45mm 12 x 12 x 1 3/4"	120	-	-	120	-	-	1	1057	2330
16 X 16		406 x 406 x 45mm 16 x 16 x 1 3/4"	148	-	-	84	-	-	1.77	1376	3033
FLAGSTONE			SQFT/ PALLET	SQFT/ LAYER	LAYER/ PALLET	UNITS/ PALLET	LNFT/PALLET (SOLDIER)	LNFT/PALLET (SAILOR)	SQFT / UNIT	WEIGHT/ PALLET (KG)	WEIGHT/ PALLET (LB)
PAVER		381 x 501 x 60mm 15 x 19 3/4 x 2 3/8"	81	9	9	54	-	-	1.5	1014	2235

PAVERS PALLET INFORMATION / ESTIMATING CHART



GALIANO SLAB			SQFT/ PALLET	SQFT/ LAYER	LAYER/ PALLET	UNITS/ PALLET	LNFT/PALLET (SOLDIER)	LNFT/PALLET (SAILOR)	SQFT/ UNIT	WEIGHT/ PALLET (KG)	WEIGHT/ PALLET (LB)
12 X 24		300 x 600 x 50mm 12 x 24 x 2"	120	-	-	60	-	-	2	1292	2870
		600 x 600 x 50mm 24 x 24 x 2"	96	-	-	24	-	-	4	1079	2378



HOLLAND STONE			SQFT/ PALLET	SQFT/ LAYER	LAYER/ PALLET	UNITS/ PALLET	LNFT/PALLET (SOLDIER)	LNFT/PALLET (SAILOR)	UNITS/ SQFT	WEIGHT/ PALLET (KG)	WEIGHT/ PALLET (LB)
4 X 8 80MM		100 x 200 x 80mm 4 x 8 x 3 1/8"	96	8	12	432	-	-	4.5	1498	3302
4 X 8 HERRINGBONE		100 x 200 x 80mm 4 x 8 x 3 1/8"	76.5	9.5	8	320	-	-	4.5	1231	2713




KINGSTON SMOOTH SLAB			SQFT/ PALLET	SQFT/ LAYER	LAYER/ PALLET	UNITS/ PALLET	LNFT/PALLET (SOLDIER)	LNFT/PALLET (SAILOR)	SQFT/ UNIT	WEIGHT/ PALLET (KG)	WEIGHT/ PALLET (LB)
8 X 16 SLAB		194 x 391 x 41mm 7 5/8 x 15 1/2 x 1 5/8"	243	22	12	216	-	-	1.12	1566	3452
ROUND SLAB		300 x 45mm 12 x 1 3/4"	-	-	8	120	-	-	-	950	2095




MEGA-ARBEL®			SQFT/ PALLET	SQFT/ LAYER	LAYER/ PALLET	UNITS/ PALLET	LNFT/PALLET (SOLDIER)	LNFT/PALLET (SAILOR)	SQFT/ UNIT	WEIGHT/ PALLET (KG)	WEIGHT/ PALLET (LB)
UNIT		390 x 532 x 80mm 15 x 21 x 3 1/8"	60.9	8.7	7	72	-	-	2.23	1001	2206

PAVERS PALLET INFORMATION / ESTIMATING CHART

MODULINE SERIES®			SQFT/ PALLET	SQFT/ LAYER	LAYER/ PALLET	UNITS/ PALLET	LNFT/PALLET (SOLDIER)	LNFT/PALLET (SAILOR)	UNITS/ SQFT	WEIGHT/ PALLET (KG)	WEIGHT/ PALLET (LB)
4 X 18 100MM		101.6 x 457 x 101mm 4 x 18 x 4"	54	9	6	108	-	-	2	1098	2421
4 X 24 100MM		101.6 x 603 x 101mm 4 x 24 x 4"	72	12	6	112	-	-	1.5	1465	3229


NEW YORK STONE SLAB			SQFT/ PALLET	SQFT/ LAYER	LAYER/ PALLET	UNITS/ PALLET	LNFT/PALLET (SOLDIER)	LNFT/PALLET (SAILOR)	SQFT/ UNIT	WEIGHT/ PALLET (KG)	WEIGHT/ PALLET (LB)
24 X 24		610 x 610 x 50mm 24 x 24 x 2"	88	8	11	22	-	-	4	930	2050
12 X 24		305 x 610 x 50mm 12 x 24 x 2"	88	8	11	44	-	-	2	910	2000




OLD COUNTRY STONE			SQFT/ PALLET	SQFT/ LAYER	LAYER/ PALLET	UNITS/ PALLET	LNFT/PALLET (SOLDIER)	LNFT/PALLET (SAILOR)	UNITS/ SQFT	WEIGHT/ PALLET (KG)	WEIGHT/ PALLET (LB)
TYPE 1		181 x 226 x 60mm 7 1/8 x 8 7/8 x 2 3/8"	99	11	9	225	-	-	2.3	1270	2800
TYPE 2		151 x 181 x 60mm 5 15/16 x 7 1/8 x 2 3/8"	95	10.6	9	324	-	-	3.4	1225	2700
TYPE 3		76 x 181 x 60mm 3 x 7 1/8 x 2 3/8"	95	10.6	9	648	-	-	6.8	1225	2700

ORIGINS™			SQFT/ PALLET	SQFT/ LAYER	LAYER/ PALLET	UNITS/ PALLET	LNFT/PALLET (SOLDIER)	LNFT/PALLET (SAILOR)	SQFT/ UNIT	WEIGHT/ PALLET (KG)	WEIGHT/ PALLET (LB)
ORIGINS 12		152 x 305 x 60mm 6 x 12 x 2 3/8"	-	-	-	40	-	-	-	-	-
		305 x 305 x 60mm 12 x 12 x 2 3/8"	-	-	-	40	-	-	-	-	-
		457 x 305 x 60mm 18 x 12 x 2 3/8"	-	-	-	40	-	-	-	-	-
TOTAL			120	12	10	120	-	-	-	1541	3398





PAVERS PALLET INFORMATION / ESTIMATING CHART



PACIFIC SLATE			SQFT/ PALLET	SQFT/ LAYER	LAYER/ PALLET	UNITS/ PALLET	LNFT/PALLET (SOLDIER)	LNFT/PALLET (SAILOR)	UNIT/ SQFT	WEIGHT/ PALLET (KG)	WEIGHT/ PALLET (LB)
HALF STANDARD		112.5 x 112.5mm 4 ⁷ / ₁₆ x 4 ⁷ / ₁₆ x 2 ³ / ₈ "	98	10.9	9	720	-	-	7.3	1270	2800
STANDARD		112.5 x 225mm 4 ⁷ / ₁₆ x 8 ⁷ / ₈ x 2 ³ / ₈ "	98	10.9	9	360	-	-	3.7	1270	2800
DOUBLE STANDARD		225 x 225mm 8 ⁷ / ₈ x 8 ⁷ / ₈ x 2 ³ / ₈ "	98	10.9	9	180	-	-	1.8	1270	2800




QUADRAL SLAB			SQFT/ PALLET	SQFT/ LAYER	LAYER/ PALLET	UNITS/ PALLET	LNFT/PALLET (SOLDIER)	LNFT/PALLET (SAILOR)	SQFT/ UNIT	WEIGHT/ PALLET (KG)	WEIGHT/ PALLET (LB)
QUADRAL		400 x 400 x 50mm 16 x 16 x 2"	134	10.3	13	78	-	-	1.72	1377	3035


RIVER ROCK			SQFT/ PALLET	SQFT/ LAYER	LAYER/ PALLET	UNITS/ PALLET	LNFT/PALLET (SOLDIER)	LNFT/PALLET (SAILOR)	SQFT/ UNIT	WEIGHT/ PALLET (KG)	WEIGHT/ PALLET (LB)
3-PIECE MODULAR		140 x 290 x 80mm 5 ³ / ₄ x 11 ³ / ₈ x 3 ¹ / ₈ "	-	-	-	56	-	-	-	-	-
		290 x 290 x 80mm 11 ³ / ₈ x 11 ³ / ₈ x 3 ¹ / ₈ "	-	-	-	28	-	-	-	-	-
		290 x 435 x 80mm 11 ³ / ₈ x 14 x 3 ¹ / ₈ "	-	-	-	28	-	-	-	-	-
TOTAL			89	12.7	7	112	-	-	-	1451	3198

PAVERS PALLET INFORMATION / ESTIMATING CHART


RIVER ROCK GRANA			SQFT/ PALLET	SQFT/ LAYER	LAYER/ PALLET	UNITS/ PALLET	LNFT/PALLET (SOLDIER)	LNFT/PALLET (SAILOR)	SQFT/ UNIT	WEIGHT/ PALLET (KG)	WEIGHT/ PALLET (LB)
3-PIECE MODULAR		140 x 290 x 80mm 5 ³ / ₄ x 11 ³ / ₈ x 3 ¹ / ₈ "	-	-	-	56	-	-	-	-	-
		290 x 290 x 80mm 11 ³ / ₈ x 11 ³ / ₈ x 3 ¹ / ₈ "	-	-	-	28	-	-	-	-	-
		290 x 435 x 80mm 11 ³ / ₈ x 14 x 3 ¹ / ₈ "	-	-	-	28	-	-	-	-	-
TOTAL			89	12.7	7	112	-	-	-	1451	3198
BORDER		140 x 290 x 80mm 5 ³ / ₄ x 11 ³ / ₈ x 3 ¹ / ₈ "	75.6	10.8	7	168	-	-	2.2	1500	3306




SARANAK SLAB			SQFT/ PALLET	SQFT/ LAYER	LAYER/ PALLET	UNITS/ PALLET	LNFT/PALLET (SOLDIER)	LNFT/PALLET (SAILOR)	SQFT/ UNIT	WEIGHT/ PALLET (KG)	WEIGHT/ PALLET (LB)
16 X 16		400 x 400 x 50mm 16 x 16 x 2"	103	-	-	60	-	-	1.72	1064	2345
16 X 24		400 x 600 x 50mm 16 x 24 x 2"	106	-	-	40	-	-	2.66	1056	2328


SATURNA SLAB			SQFT/ PALLET	SQFT/ LAYER	LAYER/ PALLET	UNITS/ PALLET	LNFT/PALLET (SOLDIER)	LNFT/PALLET (SAILOR)	SQFT/ UNIT	WEIGHT/ PALLET (KG)	WEIGHT/ PALLET (LB)
18 X 18		457 x 457 x 40mm 18 x 18 x 1 ⁵ / ₈ "	135	13.5	10	60	-	-	2.25	1315	2900
12 X 24		305 x 610 x 50mm 12 x 24 x 2"	96	8.7	11	48	-	-	2	1043	2300
24 X 24		610 x 610 x 50mm 24 x 24 x 2"	100	9.1	11	25	-	-	4	1089	2400






PORTAGE (SEDONA)			SQFT/ PALLET	SQFT/ LAYER	LAYER/ PALLET	UNITS/ PALLET	LNFT/PALLET (SOLDIER)	LNFT/PALLET (SAILOR)	SQFT/ UNIT	WEIGHT/ PALLET (KG)	WEIGHT/ PALLET (LB)
SLAB		387 x 530 x 43mm 15 ¹ / ₄ x 21 x 1 ⁷ / ₈ "	135	11.25	12	90	-	-	1.5	1197	2639

PAVERS PALLET INFORMATION / ESTIMATING CHART





E SF RIMA™		SQFT/ PALLET	SQFT/ LAYER	LAYER/ PALLET	UNITS/ PALLET	LNFT/PALLET (SOLDIER)	LNFT/PALLET (SAILOR)	UNITS/ SQFT	WEIGHT/ PALLET (KG)	WEIGHT/ PALLET (LB)	
PAVER		240 x 240 x 80mm 9 ³ / ₈ x 9 ³ / ₈ x 3 ¹ / ₈ "	99.2	12.4	8	160	-	-	1.61	1197	2639





E TEXADA SLAB		SQFT/ PALLET	SQFT/ LAYER	LAYER/ PALLET	UNITS/ PALLET	LNFT/PALLET (SOLDIER)	LNFT/PALLET (SAILOR)	SQFT/ UNIT	WEIGHT/ PALLET (KG)	WEIGHT/ PALLET (LB)	
18 X 18		457 x 457 x 40mm 18 x 18 x 1 ⁵ / ₈ "	135	6	10	60	-	-	2.25	1315	2900
		305 x 610 x 50mm 12 x 24 x 2"	96	8.7	11	48	-	-	2	1043	2300
		610 x 610 x 50mm 24 x 24 x 2"	100	9.1	11	25	-	-	4	1089	2400

E TURFSTONE		SQFT/ PALLET	SQFT/ LAYER	LAYER/ PALLET	UNITS/ PALLET	LNFT/PALLET (SOLDIER)	LNFT/PALLET (SAILOR)	SQFT/ UNIT	WEIGHT/ PALLET (KG)	WEIGHT/ PALLET (LB)	
PAVER		400 x 600 x 80mm 15 ³ / ₄ x 23 ³ / ₈ x 3 ¹ / ₈ "	106.4	13.3	8	40	-	-	2.7	930	2050


E VENETIAN COBBLE		SQFT/ PALLET	SQFT/ LAYER	LAYER/ PALLET	UNITS/ PALLET	LNFT/PALLET (SOLDIER)	LNFT/PALLET (SAILOR)	SQFT/ UNIT	WEIGHT/ PALLET (KG)	WEIGHT/ PALLET (LB)
5-PIECE MODULAR		228 x 304 x 90mm 9 x 12 x 3 ⁹ / ₁₆ "	-	-	28	-	-	-	-	-
		152 x 304 x 90mm 6 x 12 x 3 ⁹ / ₁₆ "	-	-	21	-	-	-	-	-
		228 x 228 x 90mm 9" x 9" x 3 ⁹ / ₁₆ "	-	-	28	-	-	-	-	-
		152 x 228 x 90mm 6 x 9 x 3 ⁹ / ₁₆ "	-	-	70	-	-	-	-	-
		152 x 152 x 90mm 6 x 6 x 3 ⁹ / ₁₆ "	-	-	42	-	-	-	-	-
TOTAL		84	12	7	189	-	-	-	1660	3650


PAVERS PALLET INFORMATION / ESTIMATING CHART


E VILLA STONE		SQFT/ PALLET	SQFT/ LAYER	LAYER/ PALLET	UNITS/ PALLET	LNFT/PALLET (SOLDIER)	LNFT/PALLET (SAILOR)	UNIT/ SQFT	WEIGHT/ PALLET (KG)	WEIGHT/ PALLET (LB)	
TYPE 1		160 x 240 x 60mm 6 ⁵ / ₁₆ x 9 ⁷ / ₁₆ x 2 ³ / ₈ "	89	9.88	9	216	-	-	2.4	1202	2650
TYPE 2		160 x 160 x 60mm 16 ⁵ / ₁₆ x 6 ⁵ / ₁₆ x 2 ³ / ₈ "	104	11.55	9	378	-	-	3.6	1406	3100
TYPE 3		120 x 160 x 60mm 4 ³ / ₄ x 6 ⁵ / ₁₆ x 2 ³ / ₈ "	91	10.11	9	441	-	-	4.8	1225	2700
CIRCLE KIT		242cm diameter 95" diameter	54	-	5	1	-	-	708	1560	


E VS5-108		SQFT/ PALLET	SQFT/ LAYER	LAYER/ PALLET	UNITS/ PALLET	LNFT/PALLET (SOLDIER)	LNFT/PALLET (SAILOR)	UNIT/ SQFT	WEIGHT/ PALLET (KG)	WEIGHT/ PALLET (LB)	
3 X 12		75 x 300 x 108mm 3 x 12 x 4 ³ / ₈ "	57.6	9.6	6	240	-	-	4.13	1274	2809
6 X 12		150 x 300 x 108mm 6 x 12 x 4 ³ / ₈ "	70.2	11.7	6	144	-	-	2.06	1358	2994
12 X 12		300 x 300 x 108mm 12 x 12 x 4 ³ / ₈ "	70.2	11.7	6	72	-	-	1.03	1440	3175
12 X 24		300 x 600 x 108mm 12 x 24 x 4 ³ / ₈ "	70.2	11.7	6	36	-	-	1.98 Sq Ft	1404	3095


PORCELAIN PAVERS PALLET INFORMATION / ESTIMATING CHART




ARDESIE			WEIGHT / BOX (LB)	PIECES / BOX	SQFT / BOX	BOXES / PALLET	SQFT / PALLET	WEIGHT / PALLET (KG)	WEIGHT / PALLET (LB)
24 X 24		598 x 598 x 20mm 23.5 x 23.5 x 3/4"	72	2	7.75	30	232.5	980	2160


NA.ME			WEIGHT / BOX (LB)	PIECES / BOX	SQ FT / BOX	BOXES / PALLET	SQ FT / PALLET	WEIGHT / PALLET (KG)	WEIGHT / PALLET (LB)
24 X 24		598 x 598 x 20mm 23.5 x 23.5 x 3/4"	72	2	7.75	30	232.5	980	2160

NOON			WEIGHT / BOX (LB)	PIECES / BOX	SQFT / BOX	BOXES / PALLET	SQFT / PALLET	WEIGHT / PALLET (KG)	WEIGHT / PALLET (LB)
8 X 48		194 x 1194 x 20mm 8 x 48 x 3/4"	46	2	5.06	30	151.8	642	1415




STONES 2.0			WEIGHT / BOX (LB)	PIECES / BOX	SQFT / BOX	BOXES / PALLET	SQFT / PALLET	WEIGHT / PALLET (KG)	WEIGHT / PALLET (LB)
24 X 24		598 x 598 x 20mm 23.5 x 23.5 x 3/4"	72	2	7.75	30	232.5	980	2160











UNICO			WEIGHT / BOX (LB)	PIECES / BOX	LN FT / BOX	BOXES / PALLET	LN FT / PALLET	WEIGHT / PALLET (KG)	WEIGHT / PALLET (LB)
UNICO		330 x 598 x 20mm 13 x 23.5 x 3/4"	52	3	6	40	232.5	1324	2920

ARISTOKRAT™ SERIES			WEIGHT / BOX (LB)	PIECES / BOX	SQFT / UNIT	UNITS / PALLET	SQFT / PALLET	WEIGHT / PALLET (KG)	WEIGHT / PALLET (LB)
24 X 24		598 x 598 x 20mm 23.5 x 23.5 x 3/4"	68	1	3.84	64	245.76	1070	2360
24 X 48		598 x 1200 x 20mm 23.5 x 47.25 x 3/4"	74	1	7.75	31	239.01	1080	2380
COPING/ STAIR		298 x 598 x 20mm 11.75 x 23.5 x 3/4"	52	1	-	4	-	33	72





ARISTOKRAT™ ENCORE			WEIGHT / BOX (LB)	PIECES / BOX	SQFT / BOX	BOXES / PALLET	SQFT / PALLET	WEIGHT / PALLET (KG)	WEIGHT / PALLET (LB)
24 X 24		598 x 598 x 20mm 23.5 x 23.5 x 3/4"	72	2	7.75	32	248	981	2162




WALLS PALLET INFORMATION / ESTIMATING CHART




AB® AZTEC			SQFT/ PALLET	LNFT/ PALLET	LAYER/ PALLET	UNITS/ PALLET	UNITS/ SQFT	WEIGHT/ UNIT (KG)	WEIGHT/ UNIT (LB)	WEIGHT/ PALLET (KG)	WEIGHT/ PALLET (LB)
CLASSIC 6"		460 x 300 x 197mm 18 x 12 x 7 3/4"	40	60	5	40	1	37	82.5	1496	3298
CORNER		400 x 200 x 197mm 16 x 8 x 7 3/4"	-	-	2	30	-	35.5	78	1067	2353
18" CAP		460 x 300 x 90mm 18 x 12 x 3 1/2"	-	84	7	56	-	26	57.5	1461	3222

AB® COLLECTION			SQFT/ PALLET	LNFT/ PALLET	LAYER/ PALLET	UNITS/ PALLET	UNITS/ SQFT	WEIGHT/ UNIT (KG)	WEIGHT/ UNIT (LB)	WEIGHT/ PALLET (KG)	WEIGHT/ PALLET (LB)
CLASSIC 3"		460 x 300 x 200mm 18 x 12 x 8"	40	60	5	40	1	38	84	1526	3365
CLASSIC 6"		460 x 300 x 200mm 18 x 12 x 8"	40	60	5	40	1	38	84	1526	3365
CLASSIC 12"		460 x 300 x 200mm 18 x 12 x 8"	40	60	5	40	1	38	84	1526	3365
VERTICAL		460 x 300 x 200mm 18 x 12 x 8"	40	60	5	40	1	38	84	1526	3365
JUMBO		230 x 240 x 200mm 9 x 9 1/2 x 8"	50	75	5	100	2	17.5	38.6	1752	3862
LITE		460 x 300 x 100mm 18 x 12 x 4"	36	108	9	72	2	24	53.5	1749	3856
12" CORNER		300 x 200 x 200mm 12 x 8 x 8"	-	-	2	40	-	26.7	59	1068	2355
16" CORNER		400 x 200 x 200mm 16 x 8 x 8"	-	-	2	30	-	32	72	980	2161
12" CAP		300 x 300 x 90mm 12 x 12 x 3 1/2"	-	96	8	96	-	17.7	39	1715	3781
18" CAP		460 x 300 x 95mm 18 x 12 x 3 3/4"	-	96	7	56	-	26.6	59	1461	3222







WALLS PALLET INFORMATION / ESTIMATING CHART



AB COURTYARD			SQFT/ PALLET	LNFT/ PALLET	LAYER/ PALLET	UNITS/ PALLET	UNITS/ SQFT	WEIGHT/ UNIT (KG)	WEIGHT/ UNIT (LB)	WEIGHT/ PALLET (KG)	WEIGHT/ PALLET (LB)
DUBLIN		420 x 175 x 150mm 16 1/2 x 7 x 6"	30	99	4	72	1.45	-	-	1574	3470
CORNER		400 x 175 x 150mm 15 1/2 x 7 x 6"	-	-	4	72	-	-	-	2011	4433
CAP		235 x 250 x 90mm 9 1/4 x 9 3/4 x 3 1/2"	-	-	6	120	-	-	-	1214	2677
POST CAP		610 x 305 x 75mm 24 x 12 x 3"	-	-	3	24	-	-	-	868	1913




AB EUROPA®			SQFT/ PALLET	LNFT/ PALLET	LAYER/ PALLET	UNITS/ PALLET	UNITS/ SQFT	WEIGHT/ UNIT (KG)	WEIGHT/ UNIT (LB)	WEIGHT/ PALLET (KG)	WEIGHT/ PALLET (LB)
DOVER		460 x 265 x 197mm 18 x 10 1/2 x 7 3/4"	40	60	5	40	1	37.5	82.5	1499	3304
16" CORNER		400 x 200 x 200mm 18 x 8 x 8"	-	-	-	30	-	35.5	78	1067	2353
12" CAP		300 x 300 x 90mm 12 x 12 x 3 1/2"	-	96	-	96	-	17.7	39	1685	3714

AB® METROPOLITAN			SQFT/ PALLET	LNFT/ PALLET	LAYER/ PALLET	UNITS/ PALLET	UNITS/ SQFT	WEIGHT/ UNIT (KG)	WEIGHT/ UNIT (LB)	WEIGHT/ PALLET (KG)	WEIGHT/ PALLET (LB)
BLOCK		460 x 300 x 200mm 18 x 12 x 8"	40	60	4	40	1	37	82.5	1496	3298
CORNER		400 x 200 x 200mm 16 x 8 x 8"	-	-	2	30	-	32	72	980	2161
CAP		460 x 300 x 95mm 18 x 12 x 3 3/4"	-	96	7	56	-	26.6	59	1494	3296






WALLS PALLET INFORMATION / ESTIMATING CHART






ASHLAR TANDEM™			SQFT/ PALLET	SQFT/ LAYER	LAYER/ PALLET	UNITS/ PALLET	UNITS/ SQFT	WEIGHT/ UNIT (KG)	WEIGHT/ UNIT (LB)	WEIGHT/ PALLET (KG)	WEIGHT/ PALLET (LB)
UNIT 1		347 x 76.2 x 177mm 13 3/4 x 3 x 7"	-	-	-	-	-	8	18	-	-
UNIT 2		398 x 76.2 x 177mm 15 3/4 x 3 x 7"	-	-	-	-	-	10	22	-	-
UNIT 3		457 x 76.2 x 177mm 18 x 3 x 7"	-	-	-	-	-	11	25	-	-
TOTAL			70.1	-	6	90	-	-	-	945	2083
CAP		600 x 381 x 82mm 24 x 15 x 3 1/4"	-	-	8	32	-	-	-	1357	2993
MOD. BLOCK		199 x 200 x 180mm 8 x 8 x 7 1/4"	-	-	-	128	-	-	-	1222	2695
BASE BLOCK		458 x 300 x 89mm 18 7/16 x 12 x 3 1/2"	-	-	8	56	-	-	-	1343	2961




BELTIS - MINI BELTIS			SQFT/ PALLET	LNFT/ PALLET	LAYER/ PALLET	UNITS/ PALLET	UNITS/ SQFT	WEIGHT/ UNIT (KG)	WEIGHT/ UNIT (LB)	WEIGHT/ PALLET (KG)	WEIGHT/ PALLET (LB)
BELTIS		293 x 185 x 100mm 11 1/2 x 7 5/16 x 4"	46	138	7	144	3.13	7.7	17	1272	2805
MINI BELTIS		229 x 127 x 76mm 9 x 5 x 3"	67.5	229.5	9	360	5.33	3.8	8.3	1249	2754

GARDEN WALLSCAPES			SQFT/ PALLET	LNFT/ PALLET	LAYER/ PALLET	UNITS/ PALLET	UNITS/ SQFT	WEIGHT/ UNIT (KG)	WEIGHT/ UNIT (LB)	WEIGHT/ PALLET (KG)	WEIGHT/ PALLET (LB)
CLASSIC FACE		300 x 190.5 x 150mm 12 x 7 1/2 x 6"	36	-	-	72	2	11.3	25	815	1800
CORNER		355 x 200 x 150mm 14 x 8 x 6"	-	-	-	36	-	26	57	954	2100
CAP		457 x 228 x 60mm 18 x 9 x 2 3/8"	-	60	-	40	-	14	29	560	1160





WALLS PALLET INFORMATION / ESTIMATING CHART



		MELVILLE TANDEM™ LONG	SQFT/ PALLET	SQFT/ LAYER	LAYER/ PALLET	UNITS/ PALLET	SQFT/ UNIT	WEIGHT/ UNIT (KG)	WEIGHT/ UNIT (LB)	WEIGHT/ PALLET (KG)	WEIGHT/ PALLET (LB)
LONG		603 x 180 x 67mm 23¾ x 7¼ x 2⅝"	46.7 SF 79.1 LF	-	-	40	1.15	-	-	659	1453
CAP		600 x 400 x 60 24 x 16 x 2⅜"	86.6 LF	-	11	44	-	33.8	74.5	1511	3332
MOD. BLOCK		199 x 200 x 180mm 8 x 8 x 7⅛"	-	-	-	128	-	-	-	1222	2695
BASE BLOCK		458 x 300 x 89mm 18⅞ x 12 x 3½"	-	-	8	56	-	-	-	1343	2961





		PISALITE	SQFT/ PALLET	LNFT/ PALLET	LAYER/ PALLET	UNITS/ PALLET	UNITS/ SQFT	WEIGHT/ UNIT (KG)	WEIGHT/ UNIT (LB)	WEIGHT/ PALLET (KG)	WEIGHT/ PALLET (LB)
STANDARD		200 x 300 x 150mm 8 x 12 x 6"	26.6	-	4	80	3	15	33	1225	2700
TAPERED		200 x 300 x 150mm 8 x 12 x 6"	-	-	-	60	-	14.1	31	871	1920
CORNER		200 x 300 x 150mm 8 x 12 x 6"	-	-	2	36	-	18.2	40	681	1500
CAP		610 x 330 x 80mm 24 x 13 x 3⅛"	-	48	-	24	-	33.1	73	817	1800

		SIENAEDGE™	SQFT/ PALLET	LNFT/ PALLET	LAYER/ PALLET	UNITS/ PALLET	SQFT/ UNIT	WEIGHT/ UNIT (KG)	WEIGHT/ UNIT (LB)	WEIGHT/ PALLET (KG)	WEIGHT/ PALLET (LB)
STANDARD		1000 x 290 x 180mm 39 x 11½ x 7"	24	39	3	12	2	102	225	1225	2700
CORNER/ COPING		1000 x 290 x 180mm 39 x 11½ x 7"	-	39	3	12	-	102	225	1225	2700





WALLS PALLET INFORMATION / ESTIMATING CHART


		STACKSTONE	SQFT/ PALLET	LNFT/ PALLET	LAYER/ PALLET	UNITS/ PALLET	UNITS/ SQFT	WEIGHT/ UNIT (KG)	WEIGHT/ UNIT (LB)	WEIGHT/ PALLET (KG)	WEIGHT/ PALLET (LB)
STANDARD		200(F) / 150(B) x 200 x 100mm 8(F) / 6(B) x 8 x 4"	30	87.5	5	150	5	8	17.6	1200	2646
CORNER		200(F) / 178(B) x 275 x 100mm 8(F) / 7(B) x 11 x 4"	-	-	3	48	-	13.4	29	642	1415
CAP		200(F) / 150(B) x 200 x 100mm 8(F) / 6(B) x 8 x 4"	-	87.5	5	150	-	7.7	17	1200	2646



		WESTON STONE™	SQFT/ PALLET	LNFT/ PALLET	LAYER/ PALLET	UNITS/ PALLET	UNITS/ SQFT	WEIGHT/ UNIT (KG)	WEIGHT/ UNIT (LB)	WEIGHT/ PALLET (KG)	WEIGHT/ PALLET (LB)
UNIVERSAL		200 x 300 x 100mm 8 x 12 x 4"	33	100	5	90	-	14.1	31.1	1253	2762


		ZENWALL	SQFT/ PALLET	LNFT/ PALLET	LAYER/ PALLET	UNITS/ PALLET	UNITS/ SQFT	WEIGHT/ UNIT (KG)	WEIGHT/ UNIT (LB)	WEIGHT/ PALLET (KG)	WEIGHT/ PALLET (LB)
STANDARD		325 x 225 x 75mm 13 x 8.85 x 3"	29.2	119	8	120	4.1	9.7	21	1162	2561
CORNER		325 x 225 x 75mm 13 x 8.85 x 3"	-	-	4	40	-	10.8	23.8	432	952
CAP		325 x 260 x 75mm 13 x 8.25 x 3"	-	94	8	96	-	11.2	24.6	1072	2363


CUSTOMIZE YOUR SPACE PALLET INFORMATION / ESTIMATING CHART

ARTFORMS™		SQFT/ PALLET	SQFT/ LAYER	LAYER/ PALLET	UNITS/ PALLET	UNITS/ SQFT	WEIGHT/ UNIT (KG)	WEIGHT/ UNIT (LB)	WEIGHT/ PALLET (KG)	WEIGHT/ PALLET (LB)
OPEN END		-	-	-	9	-	69	151	-	-
CLOSE END		-	-	-	9	-	69	151	-	-
TOTAL		81	-	9	18	-	-	-	1315	2900
OPEN END		-	-	-	3	-	24	52	-	-
CLOSE END		-	-	-	18	-	24	52	-	-
TOTAL		31.5	-	3	21	-	-	-	499	1100


I-CON EDGER		LNFT/ PALLET	LAYER/ PALLET	UNITS/ PALLET	LNFT/PALLET (SOLDIER)	LNFT/PALLET (SAILOR)	UNITS/ SQFT	WEIGHT/ PALLET (KG)	WEIGHT/ PALLET (LB)
UNIT		200	5	200	-	-	-	1428	3148

LANDINGS™ STEP		LNFT/ PALLET	LAYER/ PALLET	UNITS/ PALLET	LNFT/PALLET (SOLDIER)	LNFT/PALLET (SAILOR)	UNITS/ SQFT	WEIGHT/ PALLET (KG)	WEIGHT/ PALLET (LB)
STEP UNIT		24	-	6	-	-	-	385	850
SIENASTONE CAP		19.5	3	6	-	-	-	1218	2685

MARINA™ COPING		LNFT/ PALLET	LAYER/ PALLET	UNITS/ PALLET	LNFT/PALLET (SOLDIER)	LNFT/PALLET (SAILOR)	UNITS/ SQFT	WEIGHT/ PALLET (KG)	WEIGHT/ PALLET (LB)
UNIT		72	3	144	-	-	-	782	1725

STRATUS® EDGER		LNFT/ PALLET	LAYER/ PALLET	UNITS/ PALLET	LNFT/PALLET (SOLDIER)	LNFT/PALLET (SAILOR)	UNITS/ SQFT	WEIGHT/ PALLET (KG)	WEIGHT/ PALLET (LB)
UNIT		320	8	320	-	-	-	1322	2914

KITCHEN & FIRE FEATURES PALLET INFORMATION / ESTIMATING CHART


BELTIS FIRE PIT KIT		SQFT/ PALLET	SQFT/ LAYER	LAYER/ PALLET	UNITS/ PALLET	UNITS/ SQFT	WEIGHT/ UNIT (LB)	WEIGHT/ PALLET (KG)	WEIGHT/ PALLET (LB)
KIT	 Inside Diameter 32" / 813mm Outside Diameter 43" / 1092mm Height 12" / 305mm	-	-	-	-	-	-	481	1060



BORDEAUX™ SERIES		BODY / ACCENT COLOUR	ITEM CODE	UNIT WEIGHT (KG)	UNIT WEIGHT (LB)
Fireplace	Sienna / Buff	70300791	1905	4200	
Wood Boxes	Sienna / Buff	13140001	1392	3070	
Linear Fireplace	Sienna / Buff	13000021	1678	3700	
Linear Fire Table	Sienna / Buff	13000023	1393	3070	
Brick Oven	Sienna / Buff	13000012	2819	6215	
Grill Island (NG)	Sienna / Buff	13110010	1385	3055	
Grill Island (LP)	Sienna / Buff	13110011	1385	3055	
Fireplace	Sienna / Midnight	13070014	1905	4200	
Wood Boxes	Sienna / Midnight	13140020	1392	3070	
Linear Fireplace	Sienna / Midnight	13000019	1678	3700	
Linear Fire Table	Sienna / Midnight	13000204	1393	3070	
Brick Oven	Sienna / Midnight	13000014	2819	6215	
Grill Island (NG)	Sienna / Midnight	13110014	1385	3055	
Grill Island (LP)	Sienna / Midnight	13110015	1385	3055	
Fireplace	Pewter / Midnight	13070012	1905	4200	
Wood Boxes	Pewter / Midnight	13140020	1392	3070	
Linear Fireplace	Pewter / Midnight	13000020	1678	3700	
Linear Fire Table	Pewter / Midnight	13000203	1393	3070	

KITCHEN & FIRE FEATURES PALLET INFORMATION / ESTIMATING CHART

H BRISTOL™ SERIES		BODY / ACCENT COLOUR	ITEM CODE	UNIT WEIGHT (KG)	UNIT WEIGHT (LB)
Fireplace		Gascony / Ashbury	70580261	3286	7245
Wood Boxes		Gascony / Ashbury	70580334	1791	3950
Hearth		Gascony / Ashbury	70580262	535	1180
Grill Island		Gascony / Ashbury	13110008	1871	4125
Fireplace		Cotswold / Brookstone	70580312	3286	7245
Wood Boxes		Cotswold / Brookstone	70580534	1791	3950
Hearth		Cotswold / Brookstone	70580309	535	1180
Grill Island		Cotswold / Brookstone	13110009	1871	4125


H BRIGHTON™ SERIES		BODY / ACCENT COLOUR	ITEM CODE	UNIT WEIGHT (KG)	UNIT WEIGHT (LB)
Fireplace		Gascony / Ashbury	70580007	2642	5825
Wood Boxes		Gascony / Ashbury	70300046	1451	3200
Fireplace		Cotswold / Brookstone	70580378	2642	5825
Wood Boxes		Cotswold / Brookstone	70580291	1451	3200

H STACKSTONE FIRE PIT KIT			SQFT/ PALLET	SQFT/ LAYER	LAYER/ PALLET	UNITS/ PALLET	UNITS/ SQFT	WEIGHT/ UNIT (LB)	WEIGHT/ PALLET (KG)	WEIGHT/ PALLET (LB)
KIT		635 x 1067 x 406mm 25 x 42 x 16"	-	-	-	-	-	-	481	1060


H WESTON STONE™ FIRE PIT			SQFT/ PALLET	SQFT/ LAYER	LAYER/ PALLET	UNITS/ PALLET	UNITS/ SQFT	WEIGHT/ UNIT (LB)	WEIGHT/ PALLET (KG)	WEIGHT/ PALLET (LB)
PYRAMID		711 x 1118 x 305mm 28 x 44 x 12"	-	-	-	-	-	-	540	1190
FLAT		711 x 1118mm 28 x 44"	-	-	-	-	-	-	540	1190

INSTALLATION PATTERNS

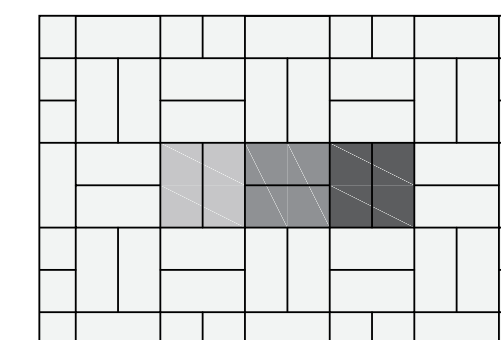
DIMENSIONS™ 3 X 9, 6 X 12 & 12 X 24



RUNNING BOND




90° HERRINGBONE




BASKET WEAVE


DIMENSIONS™ 6, DIMENSIONS™ 12 | ORIGINS™ 12



PATTERN A




PATTERN B




PATTERN C

INSTALLATION PATTERNS


DIMENSIONS™ 18



PATTERN A

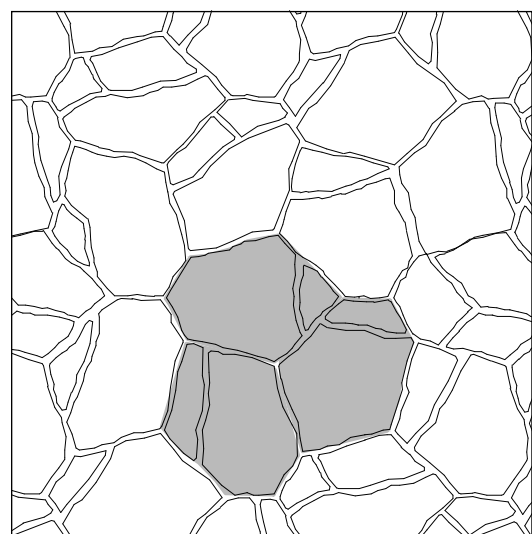


PATTERN B



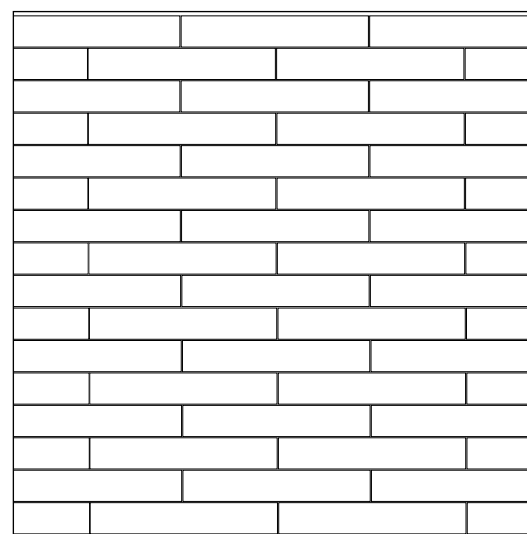
PATTERN C

MEGA-ARBEL®



PATTERN A
118 pieces

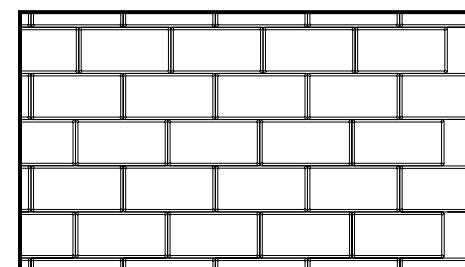
MODULINE SERIES®




RUNNING BOND - 4 x 18, 4 x 24
200 - 4 x 18
150 - 4 x 24

INSTALLATION PATTERNS


CLASSIC STANDARD SERIES / PACIFIC SLATE




OFFSET RUNNER PATTERN



45° & 90° HERRINGBONE

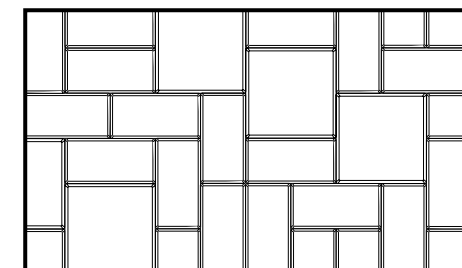


PARQUET



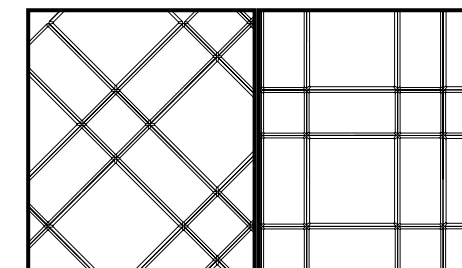
DOUBLE STANDARD - STANDARD 1

Double Standard = 50% of total area
Standard = 50% of total area



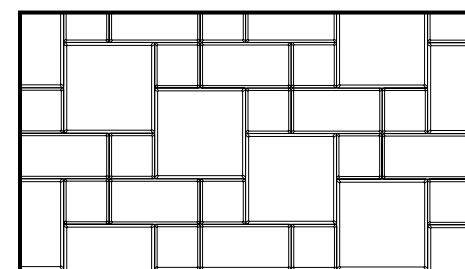
DOUBLE STANDARD - STANDARD 2

Double Standard = 27% of total area
Standard = 73% of total area



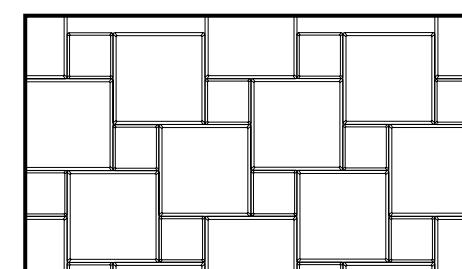
45° & 90° LATTICE

Double Standard = 45% of total area
Standard = 45% of total area
Half Standard = 10% of total area



ASHLAR PATTERN

Double Standard = 50% of total area
Standard = 25% of total area
Half Standard = 25% of total area

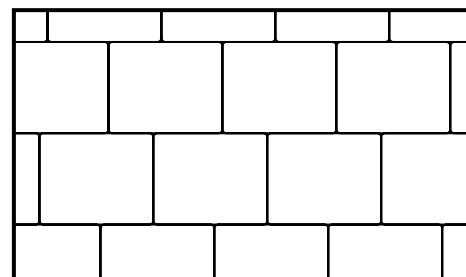


PINWHEEL

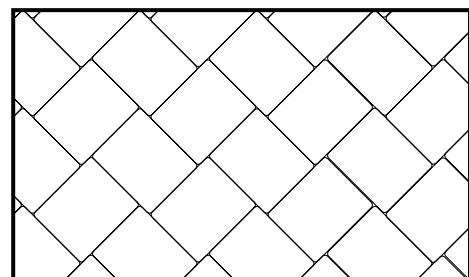
Double Standard = 80% of total area
Half Standard = 20% of total area

INSTALLATION PATTERNS

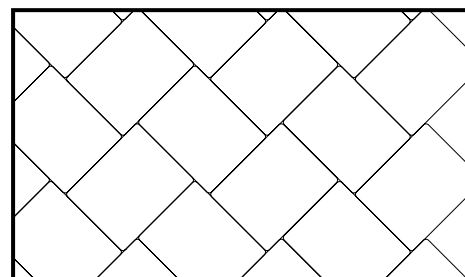
OLD COUNTRY STONE



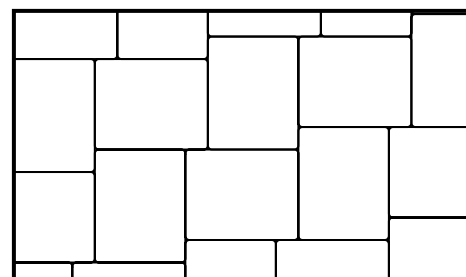
TYPE 1 - OFFSET RUNNER BOND




TYPE 2 - 45° BASKET WEAVE



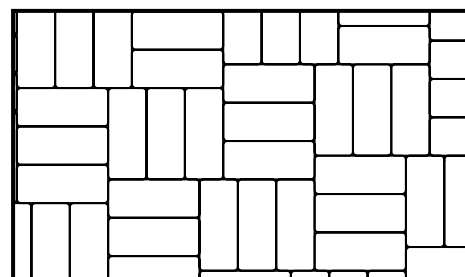
TYPE 1 - 45° BASKET WEAVE



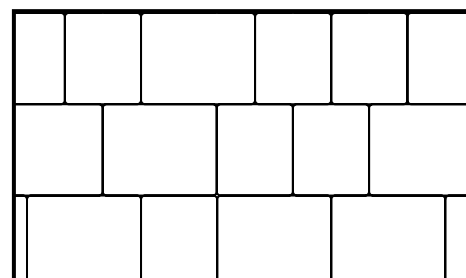
TYPE 1 - 90° BASKET WEAVE



TYPE 3 - 45° & 90° HERRINGBONE

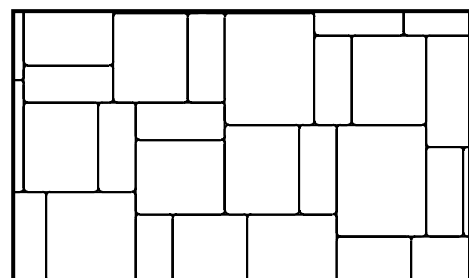


TYPE 3 - OFFSET PARQUET



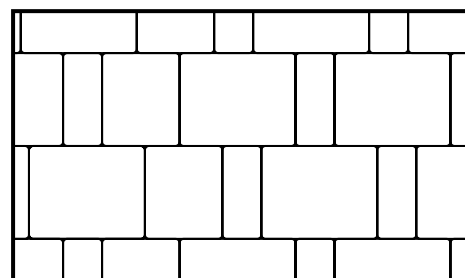
TYPE 1 & 2 - OFFSET RUNNER BOND

Type 1 comprises 60% of total area
Type 2 comprises 40% of total area



TYPE 1, 2 & 3 - RANDOM PATTERN

Type 1 comprises 50% of total area
Type 2 comprises 34% of total area
Type 3 comprises 16% of total area




TYPE 1, 2 & 3 OFFSET RUNNER BOND

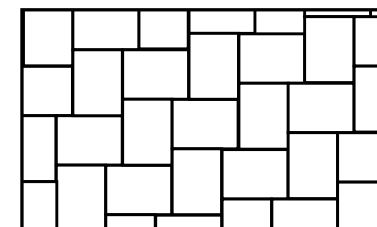
Type 1 comprises 50% of total area
Type 2 comprises 34% of total area
Type 3 comprises 16% of total area

INSTALLATION PATTERNS


VILLA STONE



TYPE 1 - 90° BASKET WEAVE




TYPE 3 - 90° BASKET WEAVE



TYPE 1, 2 & 3 - RUNNER BOND


The Villa Stone Offset Runner Bond and Random Cobble patterns use an equal number of Type 1, Type 2 and Type 3 pieces.



TYPE 1, 2 & 3 - RANDOM COBBLE

Type 1 comprises 46% of total area.
Type 2 comprises 31% of total area.
Type 3 comprises 23% of total area.

VILLA STONE CIRCLE KIT




Circle Row	Circle Diam. cm	Circle Diam. Inch	Center Stone	Small Circle Stone	Large Circle Stone	Half Stone	Three Quarter Stone
7	242	95		30		30	
6	210	82		26	4	23	
5	178	70		21		21	
4	145	57		34			
3	113	45		26			
2	81	32	8		2	7	
1	49	19	8				
0	16	6	2				


To add more rows to your circle, simply use Type 3 pavers.

INSTALLATION PATTERNS

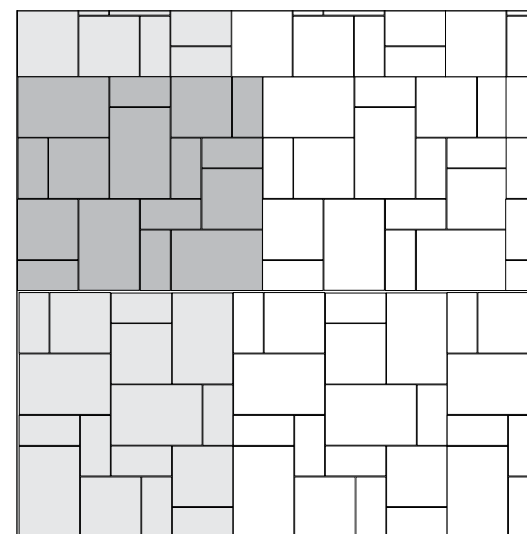
RIVER ROCK & RIVER ROCK GRANA



PATTERN 1
65 - 5.7 x 11
32 - 11 x 11
32 - 15 x 17




PATTERN 2

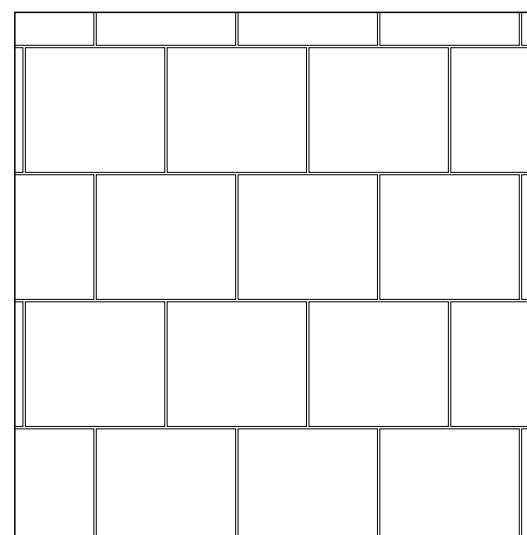


PATTERN 3

VS5



HERRINGBONE
206 - 150 x 300

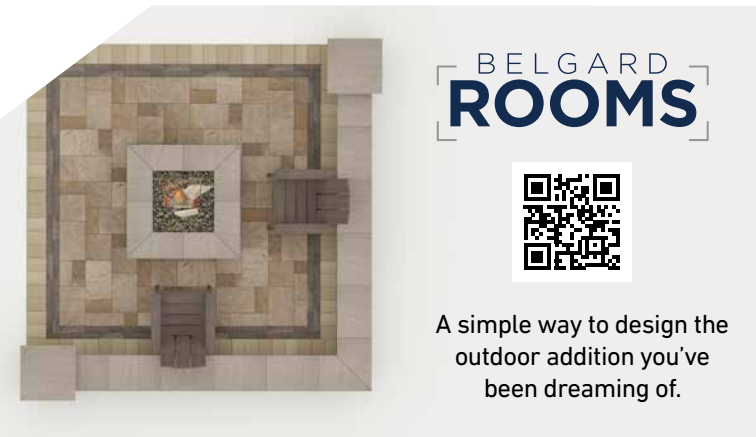


RUNNING BOND
206 - 150 x 300
103 - 300 x 300

NOTES

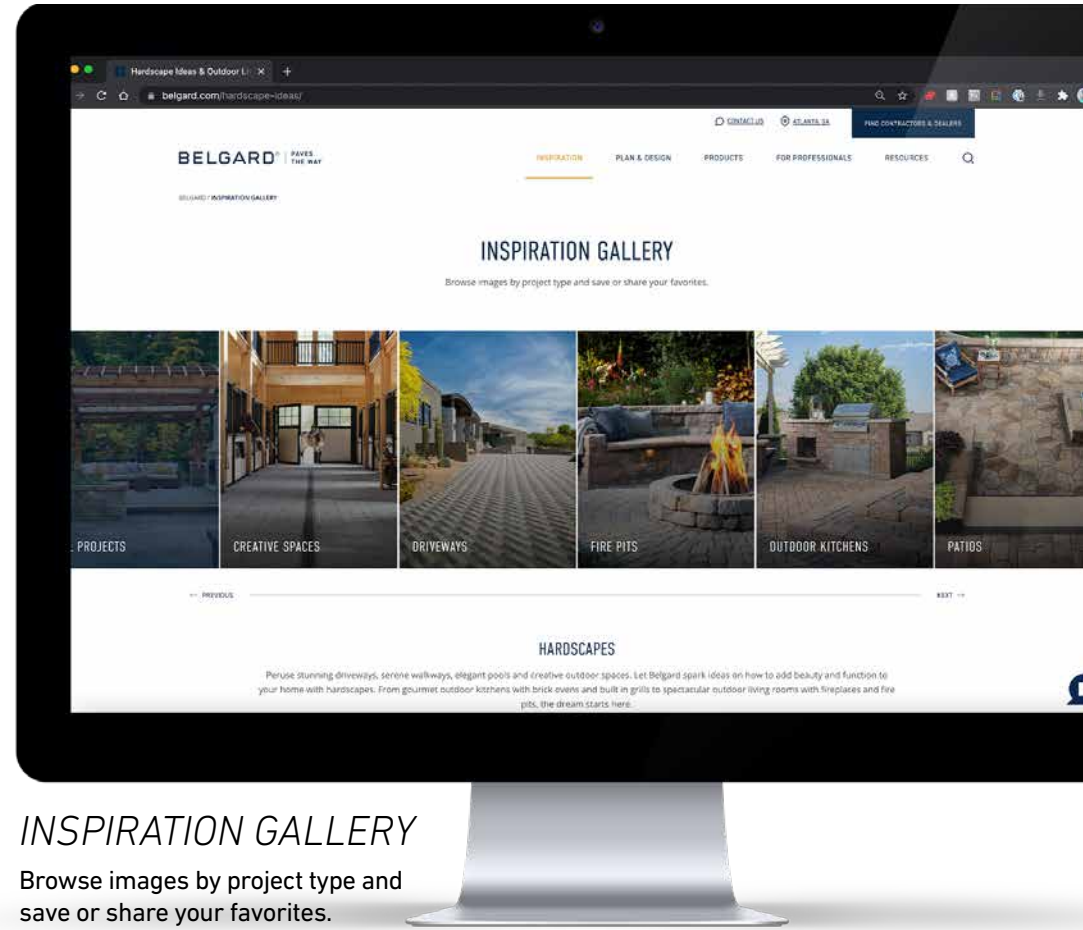
RESOURCES

We offer an array of resources to help plan and design an outdoor living addition.



BELGARD ROOMS

A simple way to design the outdoor addition you've been dreaming of.



BELGARD PAVES THE WAY

INSPIRATION GALLERY

Browse images by project type and save or share your favorites.

PROJECTS CREATIVE SPACES DRIVENWAYS FIRE PITS OUTDOOR KITCHENS PATIOS


HARDSCAPES

Peruse stunning driveways, serene walkways, elegant pools and creative outdoor spaces. Let Belgard spark ideas on how to add beauty and function to your home with hardscapes. From gourmet outdoor kitchens with brick ovens and built-in grills to spectacular outdoor living rooms with fireplaces and fire pits, the dream starts here.



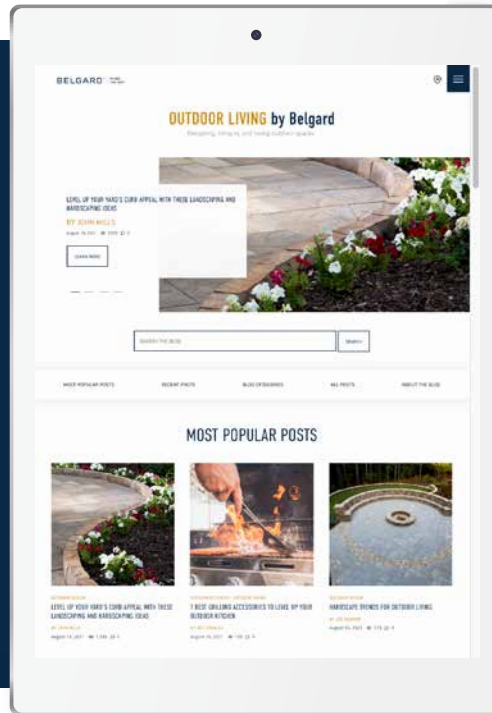
OUTDOOR LIVING BY BELGARD BLOG

The art of designing, living in, and loving outdoor spaces.



INSPIRATION GALLERY

Browse images by project type and save or share your favorites.



OUTDOOR LIVING by Belgard

SEAL UP YOUR HARDWARE APPEAL WITH THESE LANDSCAPING AND HARDSCAPING IDEAS BY JOHN BULLOCK

MOST POPULAR POSTS

LEVEL UP YOUR HARDWARE APPEAL WITH THESE LANDSCAPING AND HARDSCAPING IDEAS

10 BEST GARDEN ACCESSORIES TO LEVEL UP YOUR BLINDERS AT HOME

WANDERING THROUGH THE WOODS: A GUIDE TO WOODLAND



PROJECT GUIDE

Everything you need to know about planning an outdoor living project.



DIGITAL CATALOG

Download or share a digital version of this catalog.

PEACE OF MIND, GUARANTEED

LIFETIME TRANSFERABLE LIMITED WARRANTY

Oldcastle® APG, Inc. ("Belgard") is proud to inform you that all of our interlocking concrete paver and retaining walls ("Products") meet and/or exceed the requirements of ASTM C-936 and ASTM C-1372. Belgard® guarantees its Products against these standards for the lifetime of the Product defined by ICPI. This guarantee does not apply to splitting, chipping or other breakage that could be caused by impact, abrasion or overloading. This warranty is transferable. The original proof of purchase is required.

This warranty is only valid if the material is installed under the guidelines of the ICPI (www.ICPI.org), The NCMA (www.ncma.org) or the Belgard Installation Guideline Manual. Improper installation voids this warranty. This warranty is for residential applications only and does not apply to commercial applications. It is recommended that the job be installed by a Belgard Preferred Contractor who provides a guaranty of their workmanship for a minimum of 2 years from the date of install. For warranty service, contact Belgard at 1-877-BELGARD. A service representative will investigate your claim within 10 business days. If the Belgard product fails to meet the specifications, Belgard will replace the defective product at no charge. Color matching cannot be guaranteed. Belgard will not be responsible for any replacement labor, consequential damages or incidental damages. This warranty gives you specific legal rights, and you may also have other rights which vary from province to province. Some states do not allow for the exclusion or limitation of incidental or consequential damages, so the above limitation or exclusion may not apply to you. All other warranties, express or implied are waived.

For specific information regarding warranty coverage and exclusions in regards to the Elements and Porcelain Paver products, please visit: Belgard.com/Warranty



Abbotsford Manufacturing Centre
3422 McCallum Road
Abbotsford, British Columbia V2S 7W6

Delta Manufacturing Centre
8910 River Road
Delta, British Columbia V4G 1B5

Toll Free - 1.800.663.4091
Telephone - 604.852.4967
Fax - 604.852.4819
Email: abbotsford.sales@oldcastle.com

Expocrete - Richmond Manufacturing Centre
Lafarge Plant Site, Gate 2, Blundell @ Nelson Road
Richmond, British Columbia V6W 1G4

Toll Free: 1.800.556.9733
Fax (Customer Service): 604.270.9227
Fax (Main): 604.270.8473
E-mail: vancouver.sales@oldcastle.com

PAVERS

- AquaPave® 60
- Aqua Roc™ 62
- Ardesie..... 72
- Aristokrat™ Series 68
- Aristokrat™ Encore..... 70
- Bonneville Plank..... 38
- Cortez Slab 26
- Classic Standard..... 52
- Dimensions™ 6 18
- Dimensions™ 12 20
- Dimensions™ 18 22
- Dimensions™ Accent..... 24
- Eco Dublin®..... 63
- Estate Stone 48
- Exposed Slab 53
- Flagstone..... 39
- Galiano Slab..... 28
- Holland Stone 54
- Kingston Smooth..... 29
- Mega-Arbel® 40

- Module Series® 30
- Na.Me..... 73
- New York Stone..... 41
- Noon 74
- Old Country Stone..... 50
- Origins™ 12..... 36
- Pacific Slate..... 42
- Quadral Slab 43
- River Rock..... 44
- River Rock Grana..... 31
- Saranak Slab..... 45
- Saterna Hydrapressed Slab..... 56
- Sedona Portage Slab..... 46
- SF Rima™ 64
- Stones 2.0..... 76
- Texada Hydrapressed Slab 57
- Turfstone™ 65
- Venetian Cobble..... 66
- Villa Stone 58
- VS5-108..... 32

WALLS

- AB Aztec® 88
- AB® Collection..... 98
- AB® Courtyard..... 100
- AB Europa® 92
- AB Metropolitan™ 80
- Ashlar Tandem™ 90
- Beltis & Mini Beltis Wall..... 94
- Garden Wallscapes..... 102
- Melville Tandem™ Long 82
- Pisa Lite..... 104
- SienaEdge™ 84
- StackStone® 105
- Weston Stone™ 96
- ZenWall™ 86

CUSTOMIZE YOUR SPACE

- Beltis Fire Pit Kit 122
- Bordeaux™ Series..... 116
- Bristol™ Series..... 118
- Brighton™ Series 120

- Artforms™ 12
- I-Con Edger 113
- Landings™ Step Unit..... 114
- Marina™ Coping..... 108
- StackStone® Fire Pit Kit..... 124
- Stratus® Edger..... 112
- Unico..... 110
- Weston Stone™ Fire Pit Kit 123

COLLECTIONS LEGEND

- Metropolitan Collection
- Natural Collection
- Heritage Collection
- Legacy Collection
- Environmental Collection
- Porcelain Collection



BELGARD[®]
PAVES THE WAY[™]

© Copyright 2021 Oldcastle APG, Inc. All Rights Reserved. BEL21-565

BELGARD.COM

PICTURED ON THE COVER: MY GARDENER LANDSCAPING LTD
DIMENSIONS[™] 18